

# Path to sustainability

*Decarbonisation and energy transition*



Port de Barcelona

Environmental Statement  
European EMAS Regulation

2023



## Port de Barcelona

### European EMAS Regulation



This document has been drawn up taking into consideration the reporting requirements set out by REGULATION (EC) No. 1221/2009 of the European Parliament and of the Council of November 25, 2009 concerning voluntary participation by organisations in a community eco-management and audit scheme (EMAS), and Regulation 2017/1505/EU, including the amendments to it as set forth in Decision 2017/2285/EU.

The requirements referred to in Commission Regulation (EU) 2018/2026 of December 19, 2018 amending Annex IV to Regulation (EC) No 1221/2009 of the European Parliament and the Council concerning voluntary participation by organisations in a community eco-management and audit scheme (EMAS) have also been included.

**Reporting period:** the year 2023, including environmental performance indicators for a minimum period of three years where data is available, in accordance with the regulation above

### Publisher

Ecomundis Communication&Sustainability







# Contents

Introduction.....	10
The Port Authority .....	14
• Activity and competencies .....	14
• Commitment to sustainability .....	16
• Background and stakeholders .....	17
Environmental Management .....	18
• Organisation and scope of work .....	18
• Impact analysis and assessment .....	21
• Environmental planning .....	24
• Agenda 2030 - Ports of the State.....	28
Environmental performance and monitoring .....	30
• Natural resources.....	30
Water consumption .....	31
Energy consumption .....	31
Other matters .....	33
• Improvement of water quality .....	34
City sanitation network.....	35
Port water cleaning services .....	35
Water quality monitoring .....	35
Sediment quality monitoring .....	36



● Improvement of air quality .....	38
Air Quality Improvement Plan for the Port of Barcelona.....	38
Immission monitoring stations .....	39
Emissions from port activities .....	40
Actions to improve the atmospheric environment .....	42
Intermodality .....	42
Economic savings in externalities .....	43
Promotion of gasification .....	44
Reduction of ship emissions .....	46
Sustainable transport .....	49
Monitoring of bulk solids operations .....	49
Environmental control of works .....	49
New road and rail access to Port .....	49
Air quality indicators .....	50
● Climate strategy .....	52
COMMITMENTS OF THE PORT OF BARCELONA AS A WHOLE .....	53
Energy transition .....	53
Promotion of new fuels .....	54
The electrical connection of vessels .....	54
COMMITMENTS AT THE Port Authority LEVEL .....	54
Construction and Facilities .....	54
Street lighting .....	55
Our fleet .....	55
Voluntary CO <sub>2</sub> emission reduction agreements.....	55
Electricity with renewable energy certification .....	55
COMMITMENTS AT THE PORT COMMUNITY LEVEL .....	56
Extension of the electric vehicle recharging points plan .....	56
Promotion of voluntary CO <sub>2</sub> emission reduction agreements .....	56
Clean fuels promotion .....	56
Equipment and resources of port service providers.....	56
Promotion of energy efficiency and renewable energy generation .....	56
EcoCalculator .....	57
Short sea shipping promotion .....	57

• Prevention of soil contamination .....	58
• Environmental monitoring of port works .....	60
Dredging .....	60
Consumption of materials, riprap and aggregates .....	61
• Management of own and other's waste .....	62
Non-hazardous waste generation .....	63
Hazardous waste generation .....	63
Concessionaires' waste management .....	65
Ship waste management (MARPOL Convention) .....	65
• Ecology and Biodiversity .....	66
Interaction with natural areas and protected species .....	66
Monitoring the introduction of invasive species .....	66
Bird control .....	67
• Environmental noise monitoring and management .....	68
Port Vell .....	68
Commercial Port .....	68
• Environmental emergency plans .....	69
Internal Maritime Plans .....	69
Self-protection plan .....	70
Meteo-oceanographic warning system .....	70
Control Centre operating procedures .....	71
• Environmental cost ratio .....	71
<b>Stakeholders .....</b>	<b>72</b>
• Active participation .....	72
• Best practices and environmental protection projects .....	75
• Agreements with concessionaire companies .....	77



Environmental compliance .....	78
• Port Authority competencies .....	78
• Basic applicable legal requirements .....	78
• International treaties .....	79
• Air quality .....	79
• Water quality .....	79
• Soil contamination .....	79
• Energy transition and climate change .....	79
• Most relevant legal provisions in 2022 .....	80
 EMAS reference documents .....	 81
Indicators .....	84
Agenda 2030 References .....	86
Validation .....	88
Certificates .....	89







# Introduction



**The Port of Barcelona guarantees the necessary investments to become a sustainable and innovative hub.**

”

**Lluís Salvadó**

President of the Port of Barcelona

In 2023, the Port of Barcelona has continued progressing on the significant objectives defined in its 4th Strategic Plan, with particular emphasis on projects to minimise the impact of port activity on the environment. The Port has been working for years to reduce its environmental footprint. Nevertheless, the projects we are developing in this area are accelerating in the face of the climate emergency.

The energy transition, the promotion of cleaner fuels and the electrification of the quays are three of the principal axes on which we are working: the Nexigen project for the electrification of the quays took essential steps in 2023. With more than 110 million euros of investment, Nexigen is one of the pillars for achieving the great objective we have set ourselves: **to reduce CO2 emissions from port operations by 50% by 2030 and to be a carbon-neutral port by 2050**. One of the project's conditions is that the electricity supplied to the ships must be certified as 100% renewable in origin.

Following confirmation of the connection to the Cerdà substation of the Spanish Electricity Grid, progress has continued in the different aspects of the project: planning and construction of the 220kV substation and the distribution channels, pilot projects for the construction and commissioning of the first OPS (onshore power supply) supply points at the BEST Terminal and the Barcelona Ferry Terminal. This will enable us to connect the first container ships and ferries in early 2024.

In the field of **energy transition**, photovoltaic installations have been set up on the Port's roofs and surfaces, making progress towards generating the electricity we consume. One example is the photovoltaic plant installed in the PIF Area, which covers 50% of the building's energy consumption. In the coming years, we will continue to promote electricity generation on the decks and surfaces, with new installations coming into service that will impact our energy self-sufficiency.

On the other hand, while we work on developing new **100% clean fuels**, the Port of Barcelona maintains its commitment to liquefied natural gas (LNG) as a transition fuel, which is already reducing the impact of our activity. Today the most modern LNG-powered ships are arriving in Barcelona. If, at first, it was ferries and cruise ships, shipowners and operators are also incorporating more and more LNG-powered cargo ships into their regular operations.

Similarly, we will continue to make the energy transformation a reality by taking advantage of our leading role as a strategic infrastructure in the future H2Med hydrogen corridor to facilitate this green transition in maritime transport and logistics.



**Sustainability is the main driver of development for the Port of Barcelona. The goal is to generate prosperity in the community through efficient and sustainable services in three dimensions: economic, environmental and social. ”**

**José Alberto Carbonell**

Director General of the Port of Barcelona

One of the strategic pillars of the Port of Barcelona is to ensure its sustainable growth, in line with the Global Compact and the United Nations' Sustainable Development Goals, to which it is firmly committed. This involves enhancing the infrastructure's contribution to society in terms of economic, social and environmental value.

As a significant player in the logistics chain for maritime transport of materials, goods and resources, this new context must fulfil the essential commitments made in our Sustainability Plan.

In addition to managing the environmental impact of our facilities and assets, the Port of Barcelona promotes and supports environmental protection investments that involve advancing towards the new energy model, decarbonising the port and maritime activities, reducing pollutants, and committing to intermodality.

That is why, aligned with the management excellence and environmental audit scheme of the European EMAS Regulation, we present this new edition of the Environmental Declaration report with the updated analysis of the environmental context and impact, as well as our progress and the action we have taken to reduce the environmental impacts associated with port activities. With this consolidated and verified document, we aim

to inform stakeholders about the evolution in this area as an expression of voluntarily assumed commitment to transparency, recognised by the European EMAS Register.


We want to extend our gratitude to the entire Port Community and all the port's workers for their invaluable contributions. Today, I invite you to learn more about the Port of Barcelona's environmental management results.











The Port of Barcelona's vision is to be Europe's port solution in the Mediterranean.

## Activity and competencies of Barcelona Port Authority

The mission of the Barcelona Port Authority is to lead the development of the Port of Barcelona through the construction of facilities and management of the port's public areas, guaranteeing the efficiency of services and activities to contribute to its operators' competitiveness and create value for the community.

As public bodies, Port Authorities fall under the purview of the Ministry of Public Works via Ports of the State from a legal point of view.

We are governed by specific legislation, mainly by Royal Legislative Decree 2/2011 of September 5, which approved the Consolidated Text of the Law of State Ports and the Merchant Marine (the Ports Law).

Barcelona Port Authority is responsible for the administration, supervision, management and operation of the Port of Barcelona.

Under the "Landlord Port" model, the Port Authorities provide port space and facilities and regulate port

operations but do not provide port or commercial services such as technical-nautical services (pilotage, towing and mooring), cargo handling or passenger services.

Private operators generally provide these services, with technical and human resources not belonging to the Port Authority.

**The essential functions of the Port Authority are as follows:** planning, projection, construction, conservation and operation of port works and services, collaboration with official bodies, coordination of private port companies and management of the port's public domain.





## Port Authority functions and competencies


1. Manage and supervise port and commercial services.
2. Provide general port services.
3. Regulate the port service area and use of the port.
4. Develop, maintain and operate port facilities.
5. Manage the port's public domain.
6. Optimise the economic management and profitability of its assets and resources.
7. Promote commercial, logistical and, where appropriate, industrial activities related to maritime or port traffic.
8. Coordinate the operations of the different modes of transport in the port.
9. Organise and coordinate port traffic, both maritime and on land.

## 2023

### Traffic type

	Transit units
TOTAL TONNES MOVED	64 million t
TOTAL SHIP CALLS:	8,766
PASSENGERS:	5.3 million
CARS:	790,319
CONTAINERS (TEU):	3.3 million
RO-RO TRAFFIC (UTI):	154,449*

\* Trailers, flatbeds, trucks, vans...





# Commitment to sustainability

## Environmental Policy

The Barcelona Port Authority (APB in Spanish acronym) is conscious of the environmental impact of the Port of Barcelona's activities. Therefore, it contributes to sustainable development, environmental protection, and pollution prevention, aiming to minimise all port operations' impact on air, water, and soil quality and optimise resource use.

The port's activities and services include managing the port's public domain, maritime transport activities, infrastructure projects and their maintenance, and management and supervision of port and commercial services related to the port's maritime, land, and rail transport of goods.

To minimise the effects of environmental impacts, our commitment includes:

- 1.** Have a suitable environmental management programme that guides and improves our environmental performance, driving decarbonisation to address climate change, energy transition, circular economy and biodiversity protection.
- 2.** Stay informed about and in compliance with current environmental legislation and other environmental requirements we are signed up to.
- 3.** Work to prevent environmental accidents and maintain a high level of preparedness in order to reduce the effects of any incidents or accidents that may occur.
- 4.** Use resources as efficiently as possible by reducing non-renewable resources, energy consumption, CO2 emissions and other pollutants such as particulate emissions.
- 5.** Influence, accept requests from and cooperate with clients, suppliers, authorities and other stakeholders to comply with our environmental policy. Communicate effectively with the local community and relevant organisations regarding their environmental programmes.
- 6.** Purchase products and services that minimise negative environmental impacts during production, use and destruction.
- 7.** Provide all employees with training on environmental issues to consider themselves active agents of environmental protection and sustainability in their day-to-day work.
- 8.** Ensure that the necessary resources are dedicated to meet these objectives and maintain our environmental management system and its certification.
- 9.** Make validated information about these areas available to stakeholders by publishing an annual environmental statement.
- 10.** Ensure all our actions are carried out within the Port's Strategic Plan framework and the Sustainable Development Goals of Agenda 2030.

**Signed and dated**

April 2021 Revision

BARCELONA Port Authority

José Alberto Carbonell  
General Director



# Background

The Port Authority has approved the new Strategic Plan for 2021-2025. This plan analyses the organisation's business context and environment and sets out specific lines of action to serve as guidelines for all departments.

The Port Community also has a Sustainability Plan that analyses the business context and relationship with stakeholders. Based on these analyses, the Port has reviewed the business context to analyse its environmental impacts under the Port of Barcelona Management System.


# Stakeholders

The Port of Barcelona's sustainable action considers the expectations and demands of its stakeholders.

These stakeholders have been grouped into five levels to facilitate a more detailed analysis of their needs and expectations.

In this way, we can forge the best possible relationships and determine the most appropriate communication channels in each case.

- 1 LEVEL ONE  
Port Authority WORKERS AND EMPLOYEES
- 2 LEVEL TWO  
COMPANIES IN THE PORT COMMUNITY (CONCESSIONAIRES, SERVICE PROVIDERS, SHIPOWNERS AND SHIPPERS, ETC.)
- 3 LEVEL THREE  
FREIGHT TRANSPORT OPERATORS AND CLIENTS
- 4 LEVEL FOUR  
PUBLIC BODIES AND ADMINISTRATIONS
- 5 LEVEL FIVE  
BARCELONA CITY  
EL PRAT DE LLOBREGAT CITY





## Environmental management

The Port of Barcelona's commitment to sustainable development is shared by all the workers that make up the organisation. All areas and departments of the APB participate directly or indirectly in environmental management.

## Organisation and scope



### Team and functions

The Department of Environmental Sustainability is part of the General Sub-Directorate of Port Operations and Planning.

However, this system is transversal and interacts with the functions of various departments.

As an example, the following managers and operations are also involved in environmental action:

- Facility construction
- Dredging operations
- Maritime operations
- Terminals and concessions
- Cargo Handling
- Vehicle traffic management
- Port Operations
- Strategic planning
- Suppliers and subcontractors
- Quality management
- Emergency plan
- Waste management
- Human Resources
- Information technology
- Research and development
- Innovation
- Internal and external communication
- Port services



## Scope of the EMS

The scope of the system includes all the facilities and activities undertaken by the Barcelona Port Authority. It consists of performing functions related to facilitating and organising the passage of goods through the port by maritime, rail, and road transport.

Specifically, the activities within the scope of the EMS include managing the port's public domain, building and maintaining infrastructure, and administering and supervising port and commercial services related to the transport of goods.

The port-city area of Port Vell, the sports area, other commercial facilities, and logistics not directly related to port activity are not included in its scope.

Barcelona and Girona coastal lighthouses, which fall under the purview of the APB, are not included within the scope of the system either.

**CNAE 52.22** Activities incidental to maritime and inland waterway transportation NACE Rev.2 (52.22)

The Port of Barcelona's environmental management complies with current legislation, **ISO Standard 14.001:2015** and **EMAS Regulation<sup>1</sup>**, as well as with the industry standard **Port Environmental Review System (PERS)** developed by the European Sea Ports Organisation (ESPO).

## Information and Monitoring

The EMS is documented using manuals, procedures, monitoring records, plans, and programs.

- Environmental objectives programme
- Environmental training plan
- Internal and external environmental communication plan
- Environment emergency plan
- Environmental audit plan

Scope of certification/validation:

Management of the port's public domain, maritime transport activities, construction and maintenance of facilities, and the management and supervision of port and commercial services related to maritime, land and rail freight transport in the port.



<sup>1</sup> REGULATION (EC) No. 1221/2009 of the European Parliament and of the Council of November 25, 2009, on the voluntary participation by organisations in a Community eco-management and audit scheme (EMAS), Regulation (EU) 2017/1505, as well as its amendments as dictated by Decision 2017/2285/EU and Regulation 2018/2026/EU.



## Activities and procedures

### CONSTRUCTION OF FACILITIES

New building, maritime, land and dredging projects; the carrying out and environmental monitoring of construction works; soil decontamination projects.

### MAINTENANCE AND UPKEEP OF INFRASTRUCTURE AND FACILITIES

Infrastructure maintenance and upkeep; waste collection and street cleaning services for public and common areas; water surface cleaning; gardening and maintenance of green areas; workshop waste management; water, electricity and fuel consumption; consumption of office materials and other goods and services; vehicle fleet management; management of the port sanitation network.

### SHIPS AND MARITIME NAVIGATION

Regulation of maritime operations; regulation of nautical port services; atmospheric emissions; ballast water discharge; accidental spillages; vessel repairs.

### MANAGEMENT OF THE PORT'S PUBLIC DOMAIN: TERMINALS AND CONCESSIONS

Land use planning, third-party occupancy authorisations; cargo handling activities authorisations; regulation of port services; emergency plans for terminals.

### ADMINISTRATIVE MANAGEMENT

Waste generation, consumption of electricity, water and office consumables.

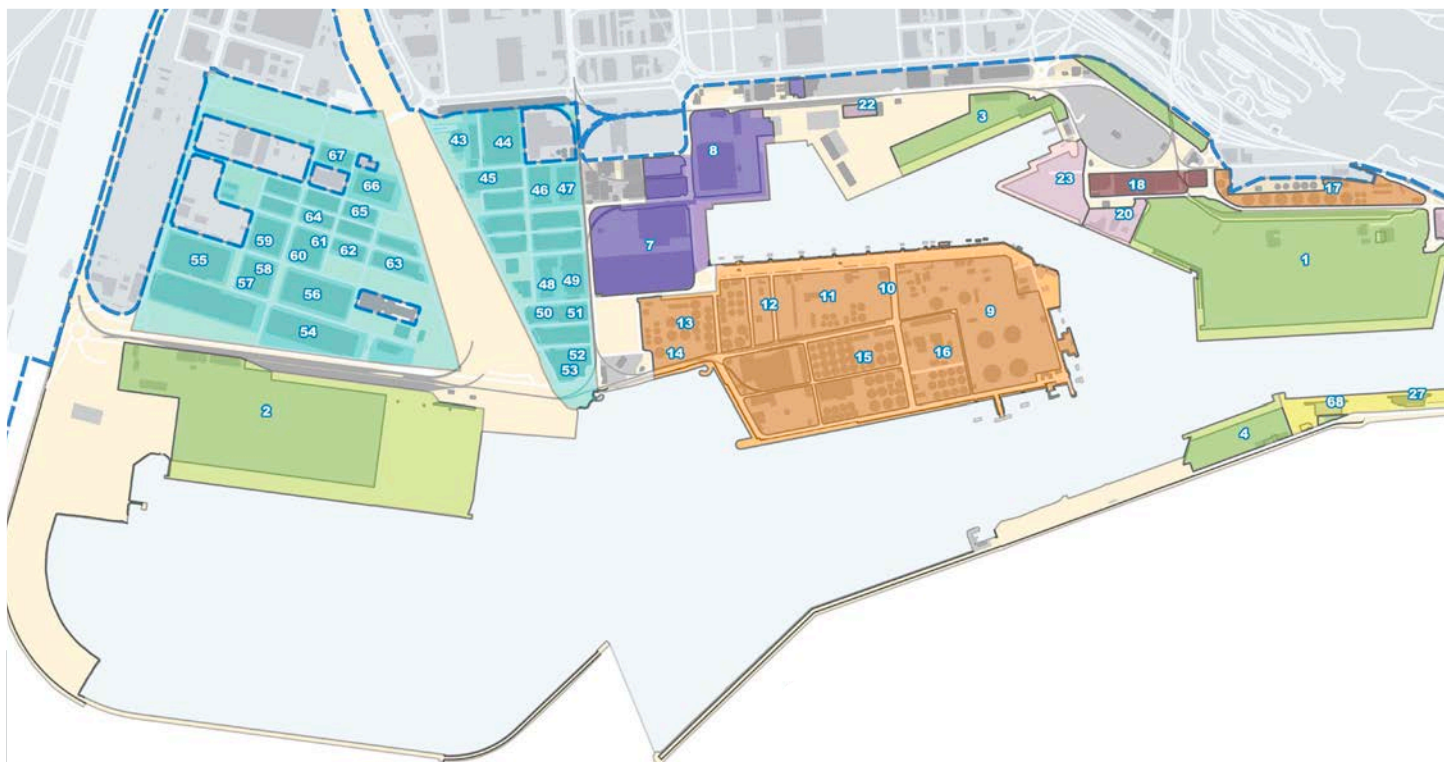
### LAND AND RAIL TRANSPORTATION

Activity regulation, atmospheric emissions, accident rate.

### ENVIRONMENTAL MANAGEMENT

Monitoring and improvement of the environmental management system of the Port of Barcelona: Monitoring of water and air quality in the port environment. Prevention and remediation of soil contamination. Prevention of accidental contamination due to spills of hydrocarbons or other substances.

## Schematic map of the Port of Barcelona



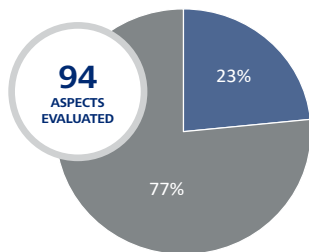


# Impact analysis and assessment

## Analysis methodology

Every year the Port of Barcelona identifies the direct and indirect aspects and impacts of port activity that fall within the scope of the system for standard, non-standard and emergency conditions.

### Environmental aspects



### Average impact:

■ Direct ■ Indirect  
 UI: 4.5 ui UI: 12.4 ui

The significance rating of each direct and indirect aspect is determined by taking into account four analysis criteria:

- Frequency of occurrence (F)
- Magnitude or quantity (M)
- Level of impact on the environment and surroundings (G)
- The Port Authority's capacity to control or influence in the prevention or reduction of the environmental impact generated by aspect (C)

The final rating of each element (**UI: Units of Impact**) is calculated as the product of the score assigned for each criterion (F x M x G x C), and significant aspects are defined as those whose rating is higher than the average of all the aspects.

In 2022, the most significant direct environmental aspects were those associated with the APB's consumption. However, **the environmental aspects with the greatest impact are those which are indirectly associated with port activity** in terms of atmospheric pollution, port waste and wastewater generation and materials and energy consumption.



- MULTIPURPOSE CONTAINER TERMINALS
- FERRY TERMINALS
- CAR TERMINALS
- BULK LIQUID TERMINALS
- BULK SOLIDS TERMINALS
- PASSENGER TERMINALS
- PORT VELL
- ZAL



Access the  
Guide map



## Significant direct environmental aspects under normal operating conditions.

### CONSUMPTION

1. Consumption of network water in communal areas	Consumption of non-renewable resources
2. Electricity consumption in offices and communal areas	Consumption of non-renewable resources
3. Fuel consumption by Port vehicles and vessels	Consumption of non-renewable resources

### ATMOSPHERIC EMISSIONS

4. Emissions of the Port's fleet of vehicles and ships	Atmospheric pollution
--	-----------------------

### CLIMATE CHANGE

5. GHG emissions from fuel and electricity consumption	Global warming
--	----------------

## Significant indirect environmental aspects under normal operating conditions.

### WASTE

6. Ships dumping solid waste (Marpol V)	Risk of soil and water contamination
7. Discharge of oily water from ships (Marpol I) and contaminated water from tanks (Marpol II)	Risk of soil and water contamination
8. Waste production by terminal and concession workshops	Risk of soil and water contamination

### CONSUMPTION

9. Electricity consumption in terminals	Consumption of non-renewable resources
---	--

### ATMOSPHERIC EMISSIONS

10. Emission of suspended and settleable particulate matter due to earthmoving at construction sites	Damage to health and property
11. Emission of suspended and settleable particulate matter by vehicles and machinery	Damage to health and property
12. Gas and particulate emissions from ships and vessels during navigation	Damage to health and property
13. Gas and particulate emissions from ships during their stay in port	Damage to health and property
14. Gas and particulate emissions from land transportation	Damage to health and property
15. Emission of combustion gases from vehicles and machinery (concessions)	Damage to health and property
16. Emission of suspended and settleable particulate matter in operations with bulk solids (terminals and concessions)	Damage to health and property

## CLIMATE CHANGE

- 17. GHG emissions from vessels
- 18. GHG emissions from freight transport by land
- 19. GHG emissions from fuel and electricity consumption (terminals and concessions)

Climate Change

Climate Change

Climate Change

## BIODIVERSITY

- 20. Deposit of hull fouling and ballast water discharge

Risk of introduction of invasive species

## Significant indirect environmental aspects under emergency conditions.

### PORT WASTEWATER DISCHARGE

- 21. Accidental spillages during bunkering operations
- 22. Accidental spillages of liquid products from ships during operations
- 23. Product or fuel spillages as a result of a maritime accident or fire on a boat
- 24. Accidental spillages of liquids or solids on wharves (terminals and concessions)

Risk of damage to ecosystems

Risk of damage to ecosystems

Risk of damage to ecosystems

Risk of damage to ecosystems

### IMPACT ON SOIL

- 25. Accidental spillages or tank leaks that contaminate the soil

Risk of soil and water contamination

## Environmental incidents

Type	2021	2022	2023
Activation of the environmental emergency plan PIM (Internal Marine Plan)	3	5	3*
Deviations from environmental audits	2	1	0
Legislative non-compliance sanctions	0	0	0
Environmental incidents by type	204	214	173

\* **ACTIVATIONS OF THE PIM (Internal Marine Plan) in the alert phase**

In emergency phase "0" (2 from one concession), without the need for activation of the Port's IMP.

Environmental incidents are classified into different categories according to their nature and/or severity, as shown in the table above. The main incident types are:

Liquid spills on the road	19%
Contaminating spillages	18%
Solid spills on the road	18%
Soybean computer system failure	15%



# Environmental planning

The Port of Barcelona has a **2022 Environmental Programme** within the framework of its environmental management system. It establishes objectives and targets for significant aspects, both direct and indirect, as well as for specific important issues detected in the context analysis and the analysis of risks and opportunities. The Environment Committee tracks progress and degree of compliance.

## A decade of improvements in environmental matters

The graph below shows some of the main milestones reached by the APB in terms of environmental and sustainability matters.

## Sustainability plans and programmes

It should be noted that the Port of Barcelona has other specific plans for pollution control and environmental improvement.

- Water quality monitoring programme
- Air Quality Improvement Plan
- Internal Marine Plan for spillage containment
- Emergency and Self-Protection Plans
- Ship waste reception plan
- Environmental Communication Plan



# Environmental milestones

## 1995 - 2000

- 1996. First meteorological station.
- 1997. Incorporation of equipment to combat marine pollution caused by accidental spillages.
- 1998. Initiation of monitoring of benthic populations as bio-indicators.
- 2000. Mobile automatic air quality control unit.

## 2001 - 2010

- 2001. The new port sewage system is commissioned with 36 km of collectors and sixteen pumping stations.
- 2001. As part of introducing the peregrine falcon to Barcelona, a reintroduction point was installed at the Contradique Wharf.
- 2003. Opening of the new entrance channel
- 2003. The Llobregat WWTP begins operation.
- 2004. Procedures for warnings and action to be taken by the control centre in the event of environmental incidents.
- 2005. The automatic atmospheric SO<sub>2</sub> monitoring station at Section VI.
- 2005. The first Internal Contingency Plan for marine pollution.
- 2008. First inventory of pollutant gas and particulate matter emissions.
- 2010. Start port water quality monitoring in compliance with the Directive.

## 2011 - 2016

- 2011. The automatic atmospheric NO<sub>2</sub> monitoring station at ZAL.
- 2012. Adherence to VOLUNTARY AGREEMENTS to reduce CO<sub>2</sub> emissions.
- 2012. Implementation of bonuses to terminals for good environmental practices.
- 2014. Port of Barcelona commitment agreement to promote natural gas as a cleaner alternative fuel.
- 2014. Attainment of ISO 14.001 certification and EMAS registration.
- 2016. Completion of the Environmental Noise Map.
- 2016. Adouin's gull breeding colony at the Adosado wharf.
- 2016. Implementation of port monitoring of ship waste collection service (MARPOL).



## The Port of Barcelona guarantees the necessary investments to become a sustainable and innovative hub.

### 2017

2017. First supply of gas in Spain to a passenger ferry for its auxiliary engine.

2017. Pilot test of electrical connection to a docked ship from a generator with a natural gas engine on the wharf.

2017. Attainment of PERS certification.

2018. First supply of gas to a Balearia ferry powered by natural gas.

2018. Inauguration of a gas station for the supply of natural gas to trucks and vehicles

2018. First environmental communication plan.

2018. Completion of soil remediation works at the Contradique wharf.

2019. First LNG supply by barge to the AIDA NOVA cruise ship in the Mediterranean, on a continuous fortnightly basis.

2019. APB agreement for the port wharf electrification project. The request of a high voltage electrical connection from Red Eléctrica de España to be able to supply electricity to ships.

2019. European EMAS Award in the Medium-Large Public Company category.

2019. First natural gas-powered ferry HYPATIA ALEJANDRIA (BALEARIA), and first to use batteries while in port (GRIMALDI)

### 2018

### 2019

### 2020

First experiences with the creation of shared energy consumption communities using photovoltaic generation.

Approval by the Government of Catalonia of its own methodology for the inventory of ships emissions.

Creation of a database of contaminated soil in the port area.

### 2021

Approval of the Plan for the electrification of the port docks.

Completion of the European projects for the gasification of mobility in the port and start of a new project for constructing an LNG port barge.

### 2022

First LNG supply barge for ships for the Port of Barcelona.

Initial implementation of the Energy Community in the Moll de Pescadors within the CREATORS Project.

Initial implementation of the Energy Community in the Moll de Pescadors within the CREATORS Project.

### 2023

New advances of the Port of Barcelona in the electrification of its docks.

New sustainability section on the portdebarcelona.com website

Promotion of the Council for the Sustainability of Beliefs.

Agreement with the Barcelona Metropolitan Area to improve mobility for citizens and companies.

First edition of Tech Tour Blue Economy.



## Keeping track of the program's objectives

# 2023

### 1. THE PATH TOWARDS ENERGY TRANSITION

#### Improve energy efficiency at APB by 30% in 2030 compared to 2008.

- **Improve the energy efficiency of own facilities.** (ref. AA:2)  
Remodelling of the ASTA building (2022-2026). **Ongoing**  
Adaptation and pending improvements in public lighting (2022-2026). **Ongoing**

#### Renewable generation. In 2030, 50 MWp installed.

- **Installation of renewables in ABS buildings.** **Rescheduled 2025**  
Preparation of PPT specifications (2023) **100%**  
Start of contract (2023) **April 2024**
- **Shared consumption model in the port area.**  
Development of shared consumption model in the port area (2023)  
Implementation of a self-consumption energy system at Moll Pescadors (2024)

### 2. RESPONSE TO THE CLIMATE EMERGENCY

- **Promotion of alternative fuels: H<sub>2</sub>, methanol, ammonia, biomethane, synthetic fuels.** (ref. AA:12-14, 17-18)  
H<sub>2</sub> pilot plant for mobility (2025)  
Bunkering regulations for new fuels (2024)
- **Potential for biogas generation from waste at the port.** (ref. AA:12-13, 17-18)  
Biogas plant from organic waste (2025)  
Biomethane plant from organic waste (2026)

### 3. IMPROVEMENT OF AIR QUALITY IN THE PORT ENVIRONS

#### Reduce NOx emissions by more than 50% by 2030 compared to 2017.

- **Ship electrification plan.** (ref. AA:12-13)  
Pilot development at BEST (2022-2024). **Ongoing**
- **Promotion of LNG as a mobility fuel.** (ref. AA:12-13)  
LNG supply to other types of vessels (car carriers) (2023) **100%** - **Rescheduled tankers and container ships**

### 4. IMPROVEMENT OF PORT WATER QUALITY

#### Create a high-quality 2025 monitoring plan.

- **Marine litter.**  
A new characterisation of port marine litter (2022-2025). **Ongoing**
- **Distribution plan of biodiversity in the port.**  
Report on the current status of monitorable and comparable parameters over time (2023-2024) **Ongoing**

### 5. INTERNAL AND EXTERNAL AWARENESS

#### Training in topics according to environmental topics 2022.

- **New sustainability training initiatives for ABS**  
Making presentations / To employees - EMAS Club (2023). **Ongoing**
- **Participation in webinars, industry exhibitions**  
Identification of opportunities and registration by theme (2023). **Ongoing**



## Programme of objectives

# 2024- 2026

### 1. THE PATH TOWARDS ENERGY TRANSITION

#### Improve energy efficiency at APB by 30% by 2030 compared to 2008.

- Improve the energy efficiency of own facilities.

Remodelling of the ASTA building (2022-2026)

Adaptation and pending improvements in public lighting (2022-2024)

#### Renewable generation. In 2030, 50 MWp installed.

- Installation of renewables in ABS buildings. (2025)
- Shared consumption model in the port area.

Implementation of a self-consumption energy system at Moll Pescadors. (2024)

### 2. RESPONSE TO THE CLIMATE EMERGENCY

#### Reduce GHG emissions by more than 50% by 2030 compared to 2017.

- Promotion of alternative fuels: H2, methanol, ammonia, biomethane and synthetics.

H2 pilot plant for mobility (2025)

Bunkering regulations for new fuels (2024)

- Potential for biogas generation from waste at the port.

Biogas plant from organic waste (2025)

Biomethane plant from organic waste (2026)

### 3. IMPROVEMENT OF AIR QUALITY IN THE PORT ENVIRONS

#### Reduce NOx emissions by more than 50% by 2030 compared to 2017.

- Ship electrification plan.

Develop pilot projects at Ferry Terminal and BEST (2022-2024)

- Inventory of emissions from port activity.

Inventory of ship emissions. Inventory of emissions from concessions and land-based activities (2024)

- Promotion of LNG as a mobility fuel.

Approval of the technical specifications for the LNG supply port service (2024)

LNG supply to other types of vessels (tankers and container ships) (2023)

### 4. IMPROVEMENT OF PORT WATER QUALITY

#### Create a high-quality 2025 monitoring plan.

- Marine litter.

A new characterisation of port marine litter (2024-2025)

- Biodiversity distribution plan in the port.

Report of the current status of the monitorable and comparable parameters over time (2024)

### 5. INTERNAL AND EXTERNAL AWARENESS

#### Training in themes according to the 2024 vectors.

- New sustainability training initiatives for ABS.

Making the presentations. (2024)

- Updating of materials and content for external communication.

Participation in webinars and sector expos. (2024)





The 2030 Agenda for Sustainable Development represents a global commitment to address the social, economic and environmental challenges of globalisation, putting people, the planet, prosperity and peace at heart under the motto: "Leave no one behind".

The Agenda aims to advance toward a society with inclusive economic growth and greater social cohesion and justice, in peace and with a sustainable environment on the horizon. It sets out seventeen strategic objectives with specific targets to be achieved by 2030.

## Agenda 2030

---

**Ports of the State and the state-owned port system as a whole are committed to contributing to achieving of these objectives, within their scope of activities and competencies, through the initiatives outlined below.**

In this Environmental Statement and the Sectoral Sustainability Plan, the Barcelona Port Authority identifies and details the Sustainable Development Goals it complies with and for which it is developing monitoring and improvement actions.



## Optimise the management and use of water in the ports.

Modernise and improve the level of monitoring of the port water distribution network to optimise management and minimise consumption.



## Improve energy efficiency and boost the use of renewable energies.

Reduce energy consumption in Port Authority facilities and consumption involved in port companies' activities, and provide incentives for renewable generation initiatives when technically and economically feasible.



## Promote rail transport to and from ports.

Optimise land transport to and from ports, enabling and promoting railroads as a more efficient alternative to road transport.



## Improve the mobility of heavy vehicles in the port area.

Reduce PM10, NOx and SOx emissions related to truck traffic through urban areas and while waiting at port access points caused by the trucks circulating and staying in the port and its environs.

## Monitor diffuse emissions in the handling of bulk solids and liquids.

Reduce atmospheric emissions generated by the handling and storing of bulk solids and liquids in port facilities.

## Promote alternative energies in transport.

Reduce emissions of CO2, PM10, SOx and NOx from ships en route or at berth by opening a facility to provide alternative fuels, with particular emphasis on the use of Liquefied Natural Gas in maritime transport and port services, as well as the use of electrical connections to ships in port.



## Recovery of construction waste from port landfills.

Encourage usage of construction and demolition waste from port landfills in those cases where it is technically feasible.

## Improve waste traceability and the extent of waste assessment.

Ensure proper waste management in ports and improve the percentage of waste that goes through a recovery process.



## Optimise the response to marine pollution emergencies.

Implement an early and effective response to potential marine pollution emergencies in the port's service area, minimising the impact of such events on the natural environment and port operations.

## Contribute to the improvement of water and sediment quality in the ports.

Reduce water and sediment pollution in the docks due to diffuse discharges from port operations and channelled discharges from facilities.

## Contribute to the prevention of waste dumping by ships at sea.

Contribute to reducing waste dumping by ships at sea by encouraging the delivery of MARPOL waste to port.



## Environmental performance and monitoring

The analysis of the environmental performance of the Autoritat Portuària de Barcelona is calculated on the basis of its relationship with the total surface area of the port and the staff. However, as a whole, this environmental performance is directly related to the increase in port activity, whether due to an increase in goods traffic or to expansions and works in progress.



### Natural resources



The following sections show the fundamental environmental indicators related to resource consumption and their most significant direct and indirect environmental aspects.

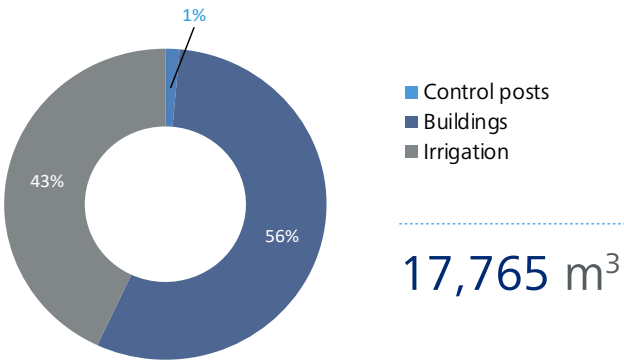


Furthermore, the commitment of the Port of Barcelona also extends to knowledge, monitoring and tracking of the other impacts and aspects of port activity that may affect the environment and the port environs.

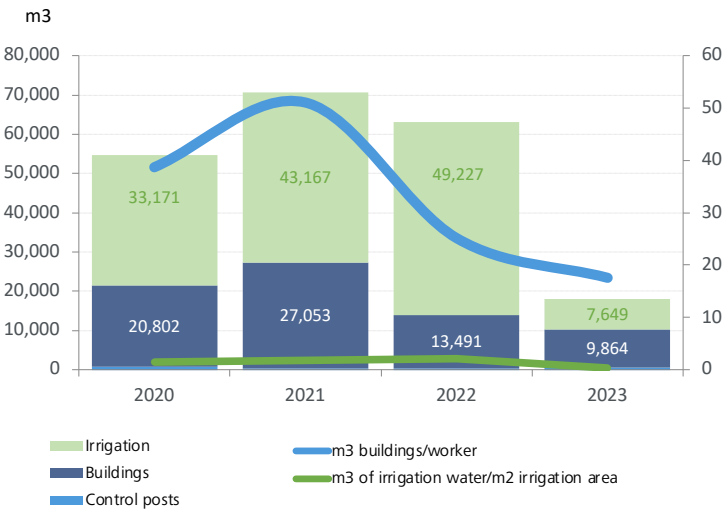
The vital analysis of aspects associated with the circular economy in the Port's logistics chain means that subsequent statements will also consider information relating to cargo tonnage and resources moved, thanks to data provided by maritime traffic control and the Port's own terminals and concessions.

## Water consumption

The Port of Barcelona's water supply comes from the public companies Aigües de Barcelona and Aigües del Prat. **In 2023, a total consumption of 17,765 m<sup>3</sup> of water has been recorded, 72% less than in the previous year.** This spectacular decrease comes from the application of strict water-saving measures, due to the extreme drought situation in Catalonia.



### Evolution of water consumption by use



Consumption rates	2020	2021	2022	2023
m <sup>3</sup> of water buildings/worker.	38.7	51.0	25.1	17.5
m <sup>3</sup> of irrigation water/m <sup>2</sup>	1.4	1.8	2.1	0.3

The water consumption of the Barcelona Port Authority refers only to consumption in its own facilities and common services, and does not include water supplied to third parties.

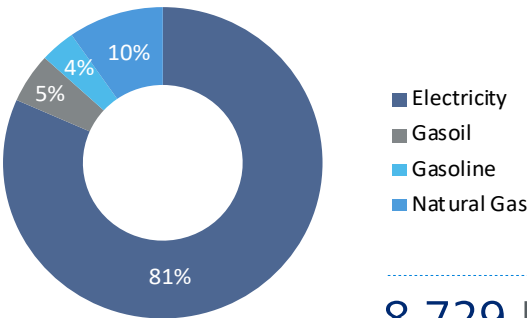
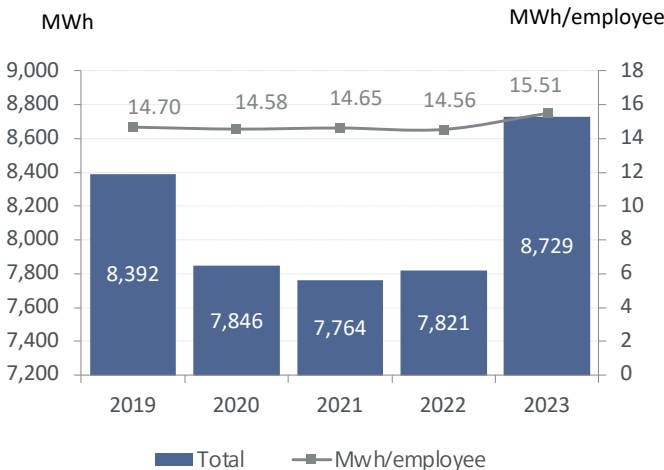
The most notable decrease has been in the water consumed for irrigation. In this respect, the following measures have been taken:

- Prioritisation of native ornamental and xerophytic plant species, which take root easily and have low irrigation requirements.
- Drip irrigation systems for trees and shrubs.
- Drought-tolerant grass species with low irrigation requirements.
- Irrigation systems with partial meters and progressive implementation of remote control to detect leaks by setting maximum flow thresholds per time period.

## Energy consumption

The primary energy consumption of the Barcelona Port Authority is the supply of electricity to buildings and lighting the roads and facilities, followed by the consumption of LNG, diesel, and gasoline fuels.

### Evolution of energy consumption



8,729 MWh





## Electricity consumption

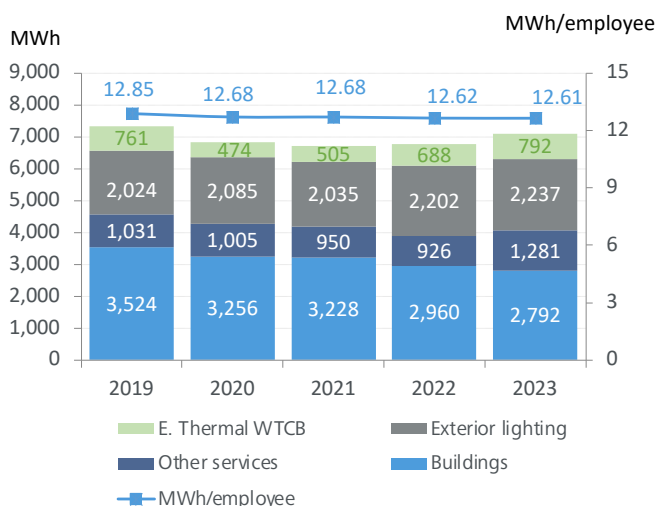
Electricity consumption for lighting public roads and common areas of the port area, as well as for lighting, equipment power supply, and building air conditioning, falls under the scope of the Port Authority's Environmental Management System.

**In 2023, total electricity consumption increased slightly (4.8%), continuing the trend of reducing consumption in buildings where the highest percentage of use occurs.**

To meet the objective of progressively reducing electricity consumption, APB applies the following criteria:

- Modernisation of the public lighting network.
- Change luminaires with continuous consumption, or used for more than ten hours a day, to LED technology.
- Incorporation of measures and actions to increase the energy efficiency of air conditioning in buildings.

Evolution of electricity consumption according to use



100% of the electricity supplied to APB and its subsidiaries (WTCB, Cilsa, Port Vell) was of renewable origin from January 2017 until the end of 2021, when the contract with the supplier ended. From 1 May 2022, the contracting of electricity from renewable sources will resume for supplies contracted on the free market.

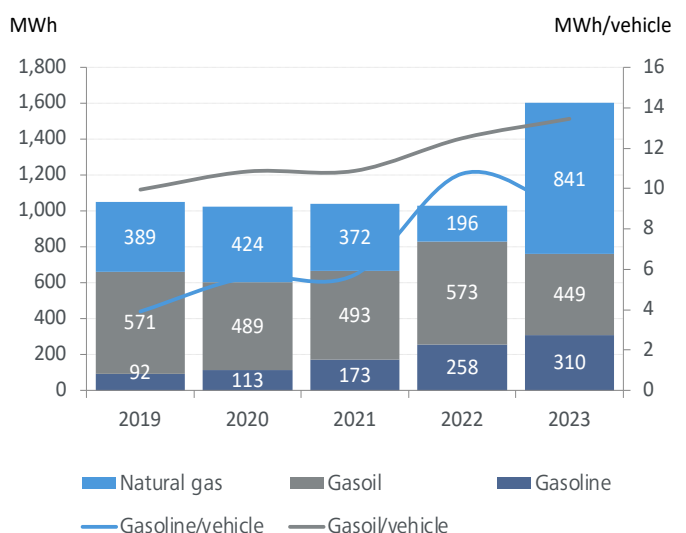
## Fuel consumption

**The consumption of liquefied natural gas for the ZIS generator sets has tripled in the last year due to the increased activity in the ZIS building.**

The consumption of other fuels such as diesel and petrol is mainly used by the vehicle fleet (port police cars and motorcycles, inspection vehicles, assigned vehicles, vans and maintenance trucks, and two of its vessels). Diesel consumption (not used in transport) is becoming increasingly less significant as it is used to run temporary electric generators, which are progressively replaced by electrical connections.

CNG and LPG consumption of vans is not shown in the graph as it is minimum consumption.

Evolution of fuel consumption



Consumption rates	2018	2019	2020	2021	2022	2023
MWh diesel / vehicle	13.8	10.0	10.8	10.9	12.5	13.5
MWh gasoline / vehicle	5.1	3.9	5.6	5.8	10.7	8.9

Electric mobility

Of the Port Authority's total fleet of almost 94 vehicles, 37 are electric.

- 37 electric vehicles
- 15 plug-in hybrid vehicles
- 8 petrol vehicles
- 8 MHEV vehicles (ECO label)
- 4 petrol(LPG hybrid vehicles
- 3 diesel/CNG hybrid vehicles
- 19 diesel vehicles

To supply energy to the new fleet of vehicles, the Port of Barcelona has installed 44 recharging points for its use at various points and facilities. 28 of them are in the parking lot of the World Trade Center Barcelona building, where the Port's corporate headquarters are located; fourteen have been installed in the ASTA services building (Ronda del Port), and two additional chargers for Port Police motorcycles are at l'Estació Marítima de Drassanes (Moll de Barcelona).



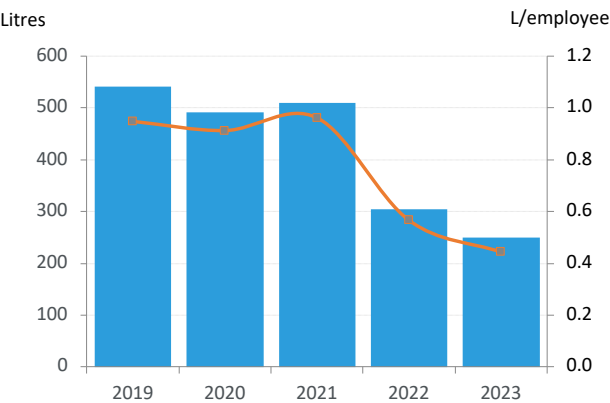
Consumption of other materials

Workshop products and materials

The empty containers of some of the products used in the workshop constitute hazardous waste, such as paint, enamel, turpentine, solvents, sprays, lubricant, grease, drill oil, degreaser and drain cleaner.

The use of these products and materials largely depends on the number of necessary maintenance activities carried out, which means their consumption varies according to each year's maintenance and repair requirements.

Consumption of hazardous materials.





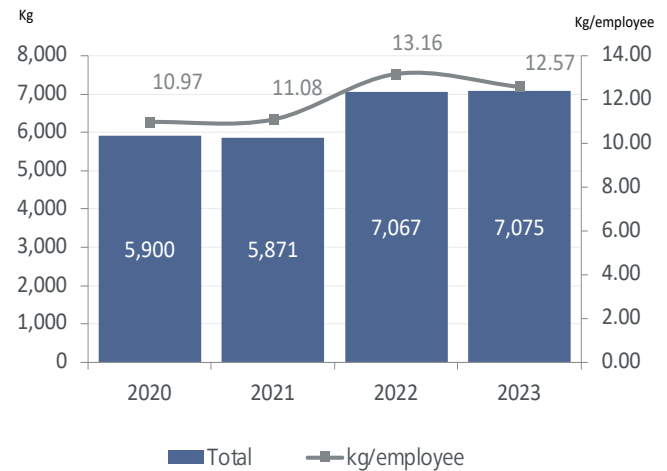
## Paper consumption

In 2009, the APB launched the **"Green Office"** initiative, a programme of actions to reduce environmental impacts caused by office activities.

The project consisted of preparing a **Guide to Best Practices** by a group of employees who voluntarily dedicated their time and effort to compile a set of initiatives, proposals and recommendations for reducing the use of office consumables and adopting a responsible consumption model.

In 2023, paper consumption (as tonnes of paper purchased) was 7.075 t, slightly up on the previous year but reducing its indicator concerning the number of employees.

## Consumption of paper



# Improvement of water quality



## Port Sanitation Network

Port water cleaning services

Water quality tracking

Sediment quality tracking

Monitoring of operations that represent a risk to water quality

**In terms of the environment, improving port water quality is one of the ports' main concerns.**

In general, port waters usually receive wastewater discharge from nearby urban and industrial areas and the port's facilities.

In Barcelona, the development of the city port (Port Vell) has led to increased demands to improve the appearance and water quality of the docks.

## Port Sanitation Network

One of the main actions to improve port water quality was constructing the port's new sewage treatment network, with a total length of more than 30 km of collectors and sixteen pumping stations.

The network collects wastewater generated by activities within the port's service area. It connects through fourteen points to the metropolitan interceptor sewer, which carries it **to the Llobregat and Besós treatment stations.**

The network is remotely managed through thermal and hydrocarbon sensors, water level buoys in the pumping stations, and pump actuators.



## City Sanitation Network

Another factor in improving port water quality has been the progressive reduction of discharge from the city of Barcelona's unified sanitation system during rainy periods.

Organic load going into the docks due to discharge from the city's sewage system has decreased by 75% since 1995, thanks to containment and flood control measures and the connections between sewage basins that the city has implemented over the years.

## Port water cleaning services

The Port of Barcelona uses specialised vessels to **collect and remove floating waste** from the water surface during daylight hours every day of the year.

The highest percentage of waste collected corresponds to that of plastics along with that of wood remains.



Visit the explanatory  
summary page  
[Marine Environment](#)

## Monitoring of marine environment quality: water quality

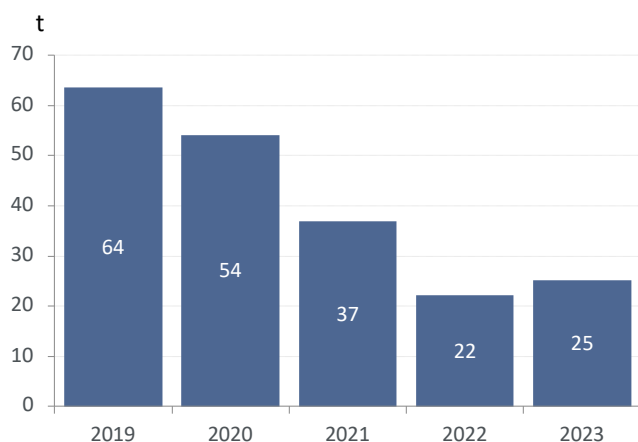
In 2023, the Port of Barcelona continued to monitor port water quality in collaboration with the Catalan Water Agency, in compliance with the Water Framework Directive. This monitoring is part of the Catalonia Monitoring Plan for Coastal Water Bodies.

**The Port of Barcelona is in charge of tracking the quality of the marine environment through periodic water and sediment** sampling campaigns inside and outside the port. Pollutants such as heavy metals and organic compounds (PCBs, polyaromatic hydrocarbons, organochlorine, pesticides and others) are analysed during those campaigns.

The table on the next page summarises the measurements of physicochemical parameters and the main pollutants in internal and external waters from 2019 to 2023.

The primary pollutants found are those derived from the nautical port activity and urban anthropic pressure, and some of these factors are outside the scope of port management. In general, stabilisation or improvement in water quality is evident despite increased port operations and ships in recent years.

Waste collected from the water surface





Physico-chemical parameters	2020		2021		2022		2023	
	External Waters Zone III	Internal Waters	External Waters Zone III	Internal Waters	External Waters Zone III	Internal Waters	External Waters Zone III	Internal Waters
Temperature (°C)	18.22	18.53	17.94	17.96	15.46	15.27	18.78	19.04
Salinity (PSU)	37.743	37.619	38.045	37.822	38.24	38.19	38.176	38.187
Turbidity (FTU)	1.30	4.02	1.06	3.79	2.51	10.25	1.87	4.11
Density (kg/m <sup>3</sup> )	1,027.243	1,027.090	1,027.53	1,027.35	1,028.41	1,028.42	1027.49	1027.38
Chlorophyll (µg/l)	1.21	2.01	0.87	1.51	0.51	1.07	0.54	2.12
SPM (mg/l)	0.83	3.6	0.83	3.39	1.42	7.26	1.68	4.58
Average Dissolved oxygen (mg/l)	4.8	4.6	6.18	5.68	8.19	7.73	7.48	7.18
Average OX saturation (% saturation)	82.4	80.9	81.21	74.34	103.65	97.47	100.07	96.20

Nutrient concentration	2020		2021		2022		2023	
Inorganic nitrogen NO <sub>3</sub> (µmol/litre)	0.80	1.56	0.53	1.34	2.03	2.22	0.81	1.26
Inorganic nitrogen NO <sub>2</sub> (µmol/litre)	0.16	0.27	0.21	0.27	0.31	0.43	0.10	0.16
Inorganic phosphorus (µmol/litre)	0.05	0.17	0.07	0.27	0.05	0.25	0.06	0.13
Inorganic silicon (µmol/litre)	0.88	1.82	0.65	0.95	0.84	1.94	0.66	0.91
Ammonium	0.34	1.47	1.15	2.27	2.04	2.98	0.58	1.22

Pollutants	2020		2021		2022		2023	
Benzo(a)pyrene (µg/l)	0.0006	0.0006	0,00003	0,00026	0,00003	0,00044	0.00025	0.00048
Sum of the sixteen PAHs (EPA) (µg/l)	0.0058	0.0147	0,00821	0,01747	0,2593	0,2246	0.00816	0.01321
Cybutryne (µg/l)	0.0005	0.0010	0,00050	0,00056	0,0005	0,0005	0.0006	0.00077
Zn (µg/l)	8.33	5.29	6,767	2,900	0,615	2,420	9.240	6.518
Cd (µg/l)	0.025	0.027	0,025	0,025	0,025	0,035	0.055	0.056
Ni (µg/l)	0.50	0.50	4,633	4,833	0,246	0,271	1.990	1.958
Hg (µg/l)	0.005	0.007	0.005	0.005	0.005	0.005	0.007	0.007

### Monitoring of marine environment quality: sediment quality

The port seabed receives and accumulates a part of the waste resulting from the port activity and nearby industrial and urban areas, in addition to being a reservoir of historical pollution from activities carried out in the past.

The mesotrophic conditions typical of the port, which limit the concentration of dissolved oxygen near the seabed, makes it easier to generate reductive environments that cause the release of metals and organic pollutants from their sediments in dynamic equilibrium with the water column.



In general, the environmental conditions of the sediments have remained stable or have improved during the last few years, just like the water. However, the historical build-up in the oldest area of the port is still evident.

In the case of dredging of port bottoms to maintain or increase draughts or to carry out maritime works, great care is taken when characterising the sediments to be removed so that they are suitably relocated in accordance with the guidelines for the characterisation of dredging materials published by the Ministry of Public Works and Transport.

All works involving the dredging of the seabed are subject to strict, independent environmental oversight to ensure proper management of the dredged sediments in line with their degree of contamination.

### Monitoring of marine environment quality: Bioindicators

Benthic communities, or the groups of living beings that inhabit seabed sediment, are used as indicators of the health and environmental quality of the deposit, as these organisms accumulate a history of what's happened in the sediment where they live.

The composition and structure of the communities present in Port waters are also affected by environmental pollution.

**Tracking of benthic communities has been conducted since 1998**, and the results show an improvement in water and sediment quality in the Port of Barcelona.

The attached table shows measurements of the main parameters that define the composition of the benthic communities at the port's internal and external stations over the last few years.



Benthic communities	2021		2022		2023	
	External Waters Zone III	Internal Waters	External Waters Zone III	Internal Waters	External Waters Zone III	Internal Waters
Richness (Taxons/800cm <sup>2</sup> )	75	50.2	62	36	56	27.8
Abundance (Individuals/800cm <sup>2</sup> )	749	525.2	195	196	240	144
Shannon Diversity (H')	11	7.9	11.6	6.9	10	5.4

### Monitoring of operations that represent a risk to water quality

The APB gives instructions that regulate the Application and Approval Procedure for minor painting works on external structures of ships, hull cleaning and other routine maintenance and upkeep operations. This procedure sets out the conditions necessary for the authorisation to minimise the risk of accidental spillage of paints and other products into port docks. Such works are limited to wharves with higher vulnerability to pollution than others.

Adequate prevention and response measures, as well as immediate warning procedures to be complied with by operators in the event of an incident, have been introduced in the regulations for port services relating to the reception of ship waste and the supply of bunker fuel to ships, which are activities with a high risk of accidental oil spills.



# Improvement of air quality



## The Port of Barcelona Air Quality Improvement Plan

### Immission monitoring stations

### Emissions from port activity

### Actions to improve the atmospheric environment

### Air quality indicators

**Monitoring, evaluation and actions to improve air quality in the port environment are priority activities for the Barcelona Port Authority.**

### The Port of Barcelona Air Quality Improvement Plan

Since 2016, the Port Authority has been implementing the Air Quality Improvement Plan in its environs, which includes various actions to reduce emissions of polluting gases and suspended particulate matter.

This plan, which the Board approved of the Directors at its July 2016 meeting, includes a total of 53 concrete and specific actions grouped into nine lines of action:

- Ship emissions.
- Road traffic emissions.
- Terminal machinery emissions (off-road vehicles).
- Promotion of rail transport and Short Sea Shipping.
- Emissions from the handling of bulk solids.
- New road and rail access.
- Emissions from port works.
- Sustainable mobility for all companies located in the port.
- Adjustment and updating of the Port's air quality monitoring networks.

For each of these lines of action, concrete and feasible actions have been proposed to be implemented in three phases: immediately, short term and medium-term.



Visit the Port of Barcelona's web page on Atmospheric Environment

he main action incorporated into the plan was electrifying the main docks so that ships could be connected during their stopover in Barcelona, thus avoiding the emissions from their auxiliary engines.

The plan will be aligned with the action plans of the Generalitat and Barcelona City Council for the Special Atmospheric Environment Protection Zone for NOx and PM10.





## Immission monitoring stations

**For air quality monitoring in the port environment,** the APB has a network of meteorological stations and a network of pollution monitoring stations with PM<sub>10</sub> particulate matter samplers (suspended particles less than 10µm in diameter ) and PM<sub>2.5</sub>, as well as automatic analysers to measure gaseous pollutants in the air.

**The Port's meteorological network** consists of seven stations equipped with wind speed and direction sensors; three are also equipped with rain, temperature and relative humidity, atmospheric pressure and solar radiation sensors.

**The Port's network of sequential high-volume samplers (HVS) consists of eight units:** five samplers that collect samples of PM<sub>10</sub>- suspended particles and three PM<sub>2.5</sub> samplers. The PM<sub>10</sub> particle sampler at the station located in Port Vell is part of the Government of Catalonia's Air Pollution Monitoring and Forecasting network, and its immission values are official. The rest of the stations give reference values for indicative measurements.



**The Port of Barcelona also has three automatic stations that measure the concentration of gas pollutants in ambient air, such as nitrogen oxides and sulfur dioxide.**

In the Mobile unit station, BTX (Benzene, Toluene and Xylene) and ozone (O<sub>3</sub>) analysers were incorporated. However, this unit was taken out of service in 2022.



● Meteorological station ● Automatic analyser ● High volume sampler

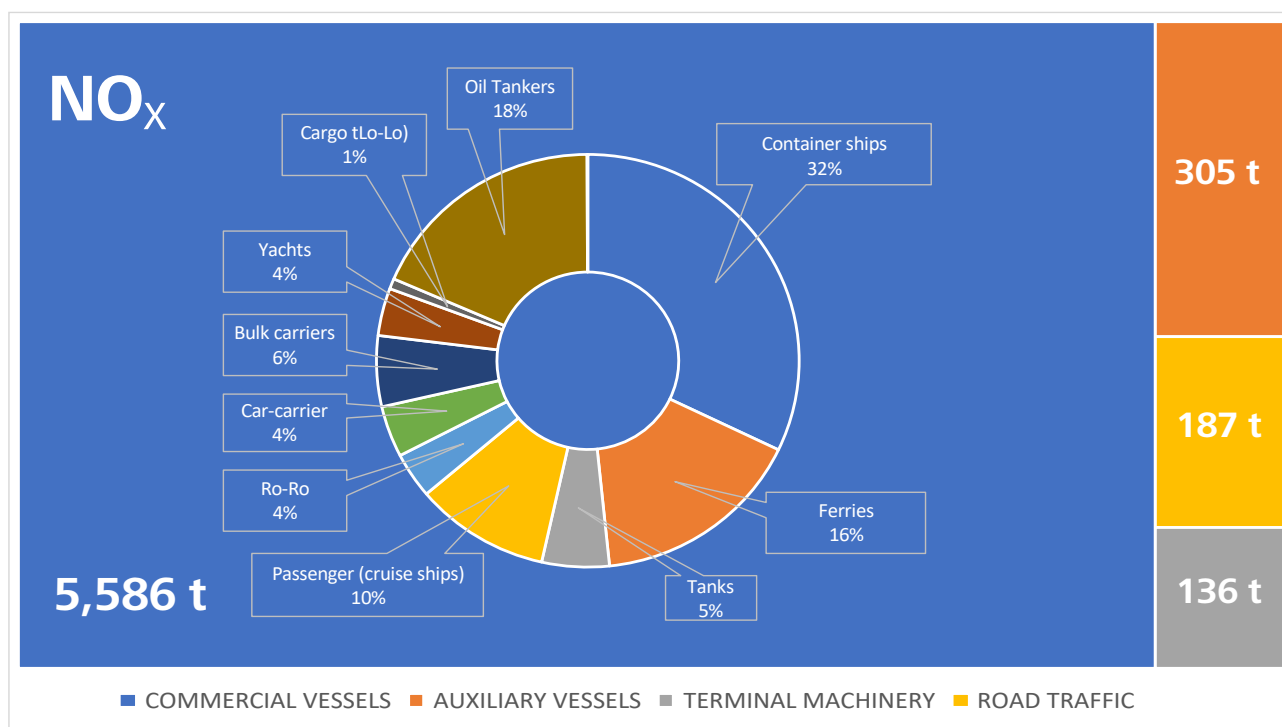


## Emissions from Port activity.

In 2020, the estimates of atmospheric emissions of polluting gases from port activities show that emissions from ships are the most significant, accounting for more than 95% of total nitrogen oxide and particulate matter emissions.

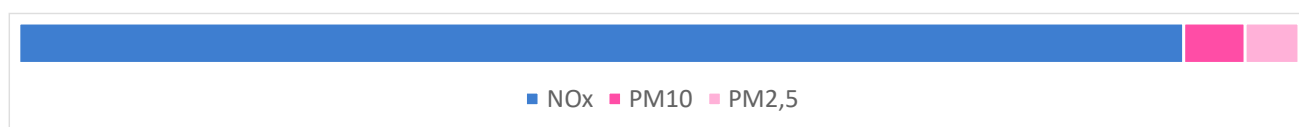
Every few years, the APB reviews these estimates and updates them using a calculation methodology agreed upon with the Barcelona City Council and the Government of Catalonia. In 2024, work will begin on a new automated calculation platform that will improve the calculations obtained. These emissions from the Port represent 7.6% of the city's NO<sub>x</sub> air pollution and 1.5% of PM<sub>10</sub> pollution.

Taking the NO<sub>x</sub>, PM<sub>10</sub>, and PM<sub>2.5</sub> parameters from the port's 2020 inventory of mass emissions as a reference, we observed that the former is the most common (91%). For this reason, the distribution of the main emitting agents for this parameter is shown below.



6,212.91 t (91%)

611.57 t (9%)



	NO <sub>x</sub> (t)	PM <sub>10</sub> (t)	PM <sub>2.5</sub> (t)
TOTAL EMISSIONS	6,212.91	322.74	288.73

Commercial boats	NOx (t)	PM <sub>10</sub> (t)	PM <sub>2.5</sub> (t)
Container ships	1,793.22	101.03	90.17
Ferries	908.04	51.55	45.72
Tankers	287.89	15.93	14.27
Cruise ships	576.69	29.76	26.38
RoRo	199.55	12.49	11.14
Car-carrier	223.98	11.1	9.88
Bulk carriers	309.81	12.45	11.02
Yachts	207.85	7.06	6.13
Cargo ships (LoLo)	45.31	1.96	1.72
Oil tankers	1,030.56	56.92	51.39
Others	3.07	0.29	0.26
<b>TOTAL</b>	<b>5,585.97</b>	<b>300.54</b>	<b>268.08</b>

Auxiliary boats	NOx (t)	PM <sub>10</sub> (t)	PM <sub>2.5</sub> (t)
Tugboats	235.95	4.51	4.21
Practice vessels	25.51	0.49	0.45
Mooring vessels	3.69	0.07	0.07
Bunker barges	39.69	3.54	3.51
<b>TOTAL</b>	<b>304.84</b>	<b>8.61</b>	<b>8.24</b>

Terminal machinery	NOx (t)	PM <sub>10</sub> (t)	PM <sub>2.5</sub> (t)
Auxiliary earth machinery	135.52	8.62	8.62
<b>TOTAL</b>	<b>135.52</b>	<b>8.62</b>	<b>8.62</b>

Road traffic	NOx (t)	PM <sub>10</sub> (t)	PM <sub>2.5</sub> (t)
Passenger cars	8.67	0.56	0.38
Vans (LDV)	4.67	0.25	0.17
Trucks (MDV)	10.65	0.32	0.23
Lorries ( HDV)	153.71	3.53	2.75
Coaches	8.22	0.25	0.21
Motorcycles	0.66	0.06	0.05
<b>TOTAL</b>	<b>186.58</b>	<b>4.97</b>	<b>3.79</b>



## Actions to improve the atmospheric environment

### Intermodality

Promoting maritime and rail transport of goods to and from the Port can reduce emissions of polluting and greenhouse gases generated by road transport.

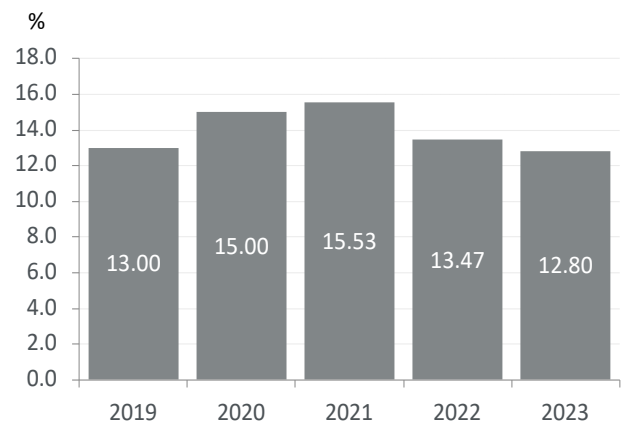
For years, the Port has been committed to promoting cargo transport by rail, short-sea shipping (**SSS**) and on the Motorways of the Sea (MoS), as a strategy to build loyalty and expand its hinterland or area of influence. In turn, this promotes the impacts on reducing pollutant gas and particle emissions compared to land transportation.

The cabotage unit is the ITU (Intermodal Transport Unit), the equivalent of a truck or a flatbed loaded on a ferry vessel. Therefore, every ITU moved by ship is equivalent to taking a truck off the road.

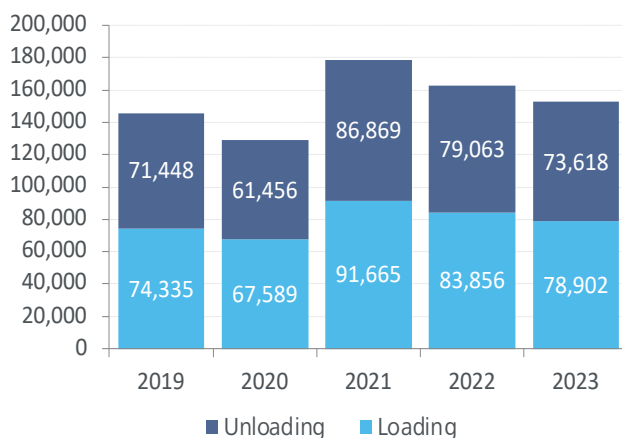
The following graph shows the ITUs moved, replacing road transport, in the Port of Barcelona in recent years.

Most general cargo is handled in containers, the unit of which is the TEU, equivalent to a twenty-foot container. In general, every TEU moved by train is equivalent to taking one truck off the road.

Percentage of TEU'S moved by FFCC

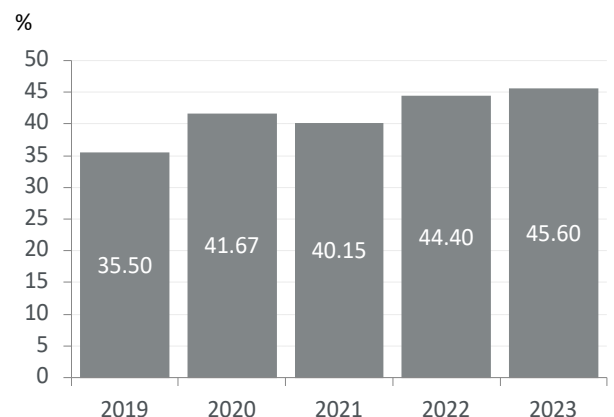


### UTI's Movement



As seen in the graph above, the TEUs moved by train in the Port of Barcelona represent more than 12% of the total TEUs moved in the last year, a slight reduction compared to the last two years, whose increase was attributed to the reduction in TEU traffic due to the pandemic.

Percentage of automobiles moved by FFCC





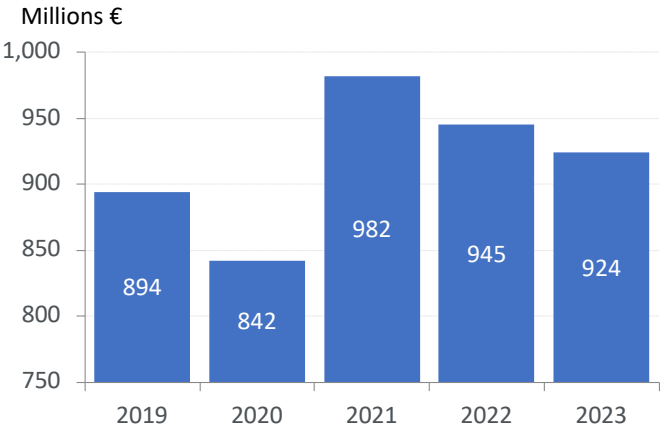
The percentage of vehicles transported by rail has increased in 2023 to 45%.

**Economic savings in externalities associated with the use of rail and SSS in port traffic**

The shift of freight transport from road to modes of transport with lower unit emissions also makes it possible to save other externalities that are not included in the cost of road transport, such as health costs due to accidents, health costs due to respiratory diseases caused by pollution, investment, and depreciation costs of infrastructure and maintenance costs.

The Port of Barcelona’s economic contribution due to the intermodal offer is very relevant and can be assessed thanks to a calculation methodology proposed by the European Commission in 2019. This methodology considers the monetisation of the impacts associated with pollution, climate change, noise, accidents, traffic congestion and the use of infrastructure. As a result, a graph of the associated economic savings is shown below.

**Evolution of externalities savings. Use of Rail and SSS**



The results for 2021 and 2022 have been modified as the data for rail traffic has been recalculated from Land Operations and Statistics.





## Promotion of Gas Use

The **Air Quality Improvement Plan** includes actions that stand out: those aimed at promoting the use of natural gas as an alternative fuel for transporting goods by sea and land.

This facilitates the effective reduction of polluting emissions, an increase in the competitiveness of transport activity and, by extension, that of other transport and intensive distribution activities or the industry as a whole.

The availability of liquefied natural gas (LNG) at the ENAGAS terminal located in the port is an opportunity to promote this cleaner fuel. To encourage the adoption of LNG, the Port of Barcelona is working on four lines of action:

- Make natural gas supply infrastructures available for ships and trucks, i.e., have ENAGAS berths ready to supply barges and, in turn, have barges to provide the service in the port.
- Regulate operations that supply the new LNG fuel to ships, prioritising safety and alignment with other existing regulations to give operators legal certainty.

- Carry out pilot and demonstration projects highlighting the feasibility of using this fuel as an alternative to traditional fuels in all sectors of port transport operations.
- Give bonuses to ships that use these new fuels to incentivise their adoption during the first implementation phase.

The natural gas introduction policy has promoted the **Port of Barcelona as a hub of LNG bunkering in the Mediterranean**. In 2017, the first ferry with an auxiliary natural gas engine, the ABEL MATUTES of the BALEARIA company, was called at the port and supplied with LNG from a tanker truck (truck-to-ship or TTS).

**In 2019, the Port of Barcelona became the first port in the Mediterranean to supply LNG to a ship from a barge** to the Aida Nova cruise ship of the CARNIVAL group (ship-to-ship or STS mode).

**It should be noted that since 2020, LNG has been supplied in the multi-truck-to-ship modality**, that is, between 2 and 3 tank trucks simultaneously. Through this modality, the necessary LNG can be supplied during the short stopovers of the BALEARIA ferries without interfering with the vessel's regular operation.

Currently, 7 Baleària ferries are authorised to receive supplies in TST mode, and 5 Carnival cruise ships can receive supplies in STS mode.



In 2023, the Port has permanently earmarked a new LNG supply barge to service cruise ships, ferries and other vessels powered by this cleaner fuel.

From 2018 to 2023, the port of Barcelona has supplied some 312,000 m<sup>3</sup> of LNG to ships, 69,508 m<sup>3</sup> from tankers (TTS mode), and 242,148 m<sup>3</sup> from barges (STS mode). After the high price of this fuel caused a significant drop in the volume of consumption in 2022, this year, this figure has reached 143,169,40 m<sup>3</sup>, more than double the maximum volume recorded so far (in 2021).

#### Services and volume of LNG delivered to vessels at the Port of Barcelona since 2018.

From tanker trucks	2018	2019	2020	2021	2022	2023	TOTAL
No. of operations	18	4	212	218	18	133	603
Tanker trucks involved	18	4	596	609	19	358	1,604

Ships	Abel Matutes	Hypatia de Alejandría	Abel Matutes, Nápoles, Sicilia, Bahama Mama	Abel Matutes, Nápoles, Eleanor Roosevelt, Sicilia, Martín i Soler	Sicilia, Nápoles, Abel Matutes, Martín i Soler, Hypatia de Alejandría	Abel Matutes, Eleanor Roosevelt, Hypatia de Alejandría, Martín i Soler, Bahama Mama, Sicilia	
<b>M<sup>3</sup> supplied</b>	<b>344.61</b>	<b>322.93</b>	<b>25,437.82</b>	<b>27,079.59</b>	<b>821.42</b>	<b>15,501.40</b>	<b>69,507.77</b>

Desde Gabarra	2018	2019	2020	2021	2022	2023	TOTAL
No. of operations	0	17	7	18	14	66	122
Buques		Aida Nova, Costa Smeralda	Costa Smeralda	Mardi Gras, Costa Smeralda, Iona, Costa Toscana	Aida Nova, Costa Smeralda, Iona, Costa Toscana, Aida Cosma	Aida Cosma, Arvia, Costa Smeralda, Iona, Costa Toscana, Lake Herman	
<b>M<sup>3</sup> supplied</b>	<b>0</b>	<b>37,222</b>	<b>13,711</b>	<b>37,971</b>	<b>25,576</b>	<b>127,668</b>	<b>242,148</b>

Total operaciones	2018	2019	2020	2021	2022	2023	TOTAL
No. of operations	18	21	219	236	32	199	725
<b>M<sup>3</sup> supplied</b>	<b>344.61</b>	<b>37,544.93</b>	<b>39,148.82</b>	<b>65,050.59</b>	<b>26,397.42</b>	<b>143,169.4</b>	<b>311,655.77</b>





Regarding land transport, the Port has had an LNG (Liquefied Natural Gas) and CNG (Compressed Natural Gas) supply station for trucks and light vehicles since 2018.

### Reduction of ship emissions

Reducing emissions from ships is a major challenge for ports as it represents the primary source of emissions from port activity.

However, port authorities have few tools to help them achieve the goal of reducing these emissions since ship emissions are regulated at the international level through conventions sponsored by the IMO (International Maritime Organization).

The main actions we are carrying out to reduce emissions from ships to reduce the impact on public health and contribute to the decarbonisation of port activity are:

---

1. Promote natural gas as a cleaner mobility fuel.

---

---

2. Incentivise ships with better performance, such as those using natural gas or electric batteries during port calls, by means of bonuses on port charges.

---

---

3. Technological developments in ships to reduce polluting emissions in port.

---

Since 2019, 6 ferries of the GRIMALDI company have been calling regularly, all of which are equipped with storage batteries with a capacity of more than 5,000 KWh that are charged during the sailing trip and supply the stored electricity to the ship during its stay in port, replacing the auxiliary diesel engines.

**Of the 9,074 calls started in 2023, 606 were with the use of electric batteries (7 ships) and 618 were with the use of LNG (26 ships).**











#### 4. Promoting new fuels with very low or zero pollutant and greenhouse gas emissions for ships, heavy vehicles and machinery used in the terminals.

Within the framework of the **Nexigen** project, the Port of Barcelona has approved an investment of more than 110 million euros up to 2030 to electrify docks and avoid the use of auxiliary engines which generate emissions during the stay of ships in the Port.

The ship-to-dock power connection, known as on-power supply (OPS), requires an estimated 78 MW of power from the high-voltage grid. With its implementation, a reduction of 60,000 tonnes of carbon dioxide (CO<sub>2</sub>) and 1,264 tonnes of nitrogen oxide (NOx) is expected to be achieved; a decarbonisation which represents 22% of the annual polluting emissions of port activity and which brings the Port closer to the objective of achieving emission neutrality in 2050.

The IV Strategic Plan sets the objective that 50% of the Port's container and ferry quays should be electrified by 2025.

In 2023, progress has been made towards this objective with the following actions:

- Work has been carried out for the OPS connection pilot to the BEST container terminal, which has three connection points per ship.
- Terminal Ferry Barcelona's pilot project has been awarded two connections for railway ships, which must be ready in 2024.

#### 5. Promoting new fuels with very low or zero pollutant and greenhouse gas emissions for ships, heavy vehicles and machinery used in the terminals.

The Port of Barcelona is working on ways to promote alternative fuels with zero or almost zero emissions, including hydrogen, ammonia, methanol or synthetic hydrocarbons, and some biofuels or biomethane.

The promotion of these new fuels involves following guidelines similar to those for the introduction of natural gas, such as: giving information and promoting awareness of how necessary and feasible they are; piloting projects to demonstrate their feasibility in different mobility sectors; the provision of adequate facilities to supply them to ships and, finally, the regulation of port activities related to these new fuels.

As part of this strategy, the Port of Barcelona is participating in the European Pioneers Project, which will produce and supply clean energy, design sustainable ports, modal shift and optimise flows, and digital transformation, together with Antwerp, Venlo, and Constance ports.

### Sustainable mobility

In 2021, the Displacement Plan for the Port Authority of Barcelona workers was created. To this end, the Mobility Board was created and formed by workers from different departments of the APB and the works council.

The objective of this Bureau is to define the Displacement Plan by establishing a diagnosis of the present scenario through an analysis of the current situation and the preparation of surveys of working people to learn their mobility habits. Once the information has been analysed, an action plan for the coming years will be drawn up.

To encourage the use of public transport, APB also provides **integrated public transport (T-usuals and T-casual) cards** to people who choose this option to go to work. In 2022, 242 Harbour Authority staff benefited from this initiative.

APB employees who use public transport cards (T-usual + T-casual)

Evolution	2019	2020	2021	2022	2023
No. of people	231	224	225	240	242

### Monitoring of bulk solids operations

Most of the traffic of bulk solids, which can release particulate emissions into the atmosphere at the Port of Barcelona, is handled in closed facilities equipped with wind protection systems and, in some cases, with suction and air filtering.

For this reason, problems caused by handling bulk cargo on open docks are very limited in our port, and are confined to the Contradique South Wharf and the West Wharf.

The Port has had regulations in place for these activities since 2005, including best practices required of operators unloading/loading and handling bulk solids (Ordinance of operations and berthing at the Contradique South Wharf and the West Wharf, approved by the Director General of the Port Authority on April 12, 2005). One stipulation of the regulation is that operations must cease when the wind exceeds a certain speed.

### Environmental monitoring of construction sites

On the other hand, all construction and building works promoted by the Port Authority are subject to external environmental monitoring. Independent control is responsible for verifying that the contractor complies with the pollution prevention and minimisation conditions established in the project, as well as monitoring the impacts that the works have on the environment, especially the emission of particles and noise. Later in this report, this environmental control of port works is discussed in more detail.

### New road and rail access to the port

The new road and railway accesses planned from the South to the Port of Barcelona have experienced progress in their processing. Once completed and in service, the new accesses will allow traffic to move goods in and out of the port area away from the city centre, which will reduce congestion and, therefore, the contribution of these emissions to the city's air quality.



## Air quality indicators

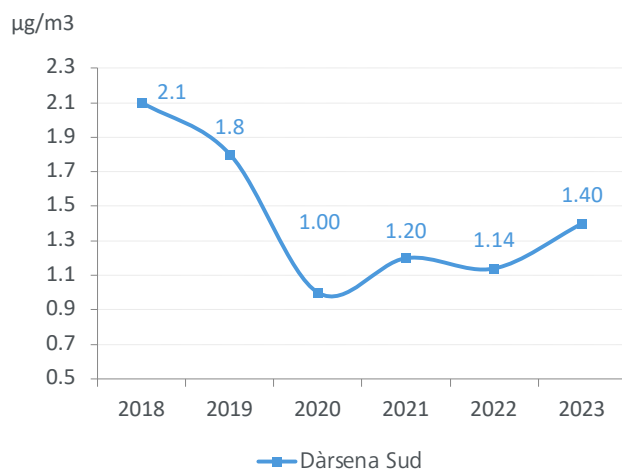
Air quality in the port area had improved since the beginning of the 2000s when monitoring of immission levels of the main polluting gases began.

The following graphs show air quality levels measured between 2018 and 2023 for the different pollutant gases in the port area.

Sulfur dioxide concentration levels are low. Current European regulations set a daily average of  $125 \mu\text{g}/\text{m}^3$  as a maximum threshold, which may not be exceeded more than three days a year.

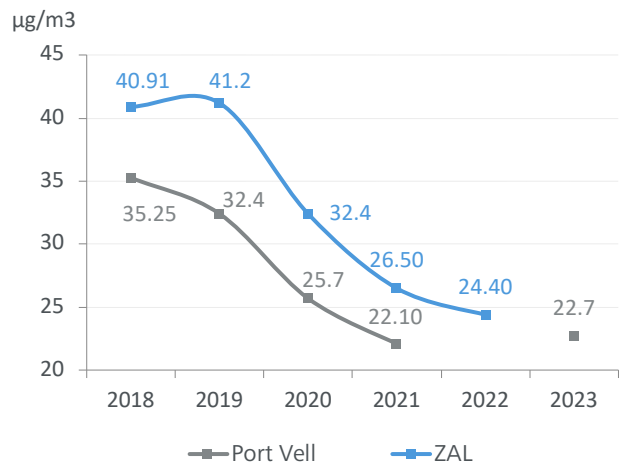
From 2020, the immission values for this pollutant are reduced, partly due to the entry into force of the mandatory use by ships of fuels with lower sulphur content during navigation, from 3.5% to 0.5% sulphur content by mass.

### Average concentration of $\text{SO}_2$



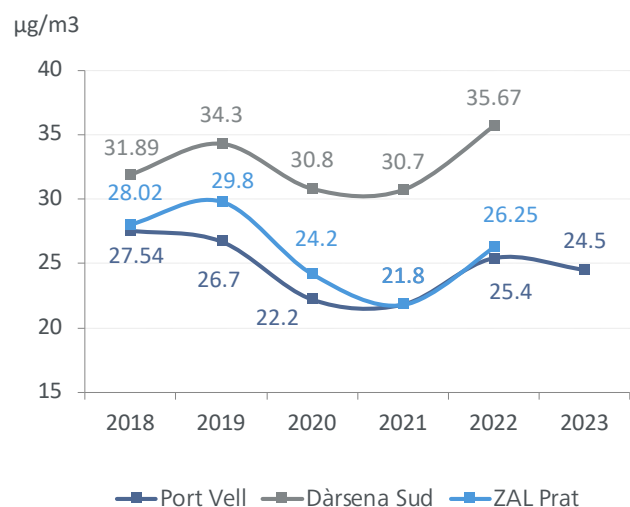
$\text{NO}_x$  values show a clear downward trend, except for the rebound in 2021 due to the lack of activity in 2020, which is well below the reference value ( $40 \mu\text{g}/\text{m}^3$ ).

### Average concentration of $\text{NO}_x$



The average of  $\text{PM}_{10}$  in air is calculated this year for 4 stations. The average exceedances have a value of  $13 \mu\text{g}/\text{m}^3$ ; however, it should be noted that one station recorded a value of  $42 \mu\text{g}/\text{m}^3$ , so that the permitted reference value ( $35 \mu\text{g}/\text{m}^3$ ) is exceeded.

### Average concentration of $\text{PM}_{10}$









# Climate strategy



**Adherence to the OCCC's  
Voluntary Agreements**

**Renewable energy supply**

**BCN Zero Carbon Project**

**Eco-calculator**

**Short Sea Shipping  
promotion**



Visit the Port of  
Barcelona's webpage on  
[Climate Strategy](#)

**Ports are being called on to play an important role as agents of change in the C of maritime transport and of the activity itself as agents of change.**

According to preliminary calculations made by the Barcelona Port Authority to quantify the carbon footprint of all activities carried out in the port area, in 2022 some 485,000 tonnes of CO<sub>2</sub> were emitted.

Approximately 300,000 tonnes of CO<sub>2</sub> come from ships (whether at anchor, manoeuvring or during their stay in the boat); around 135,000 tonnes correspond to energy consumption, both fossil fuels and electricity of non-renewable origin, of all the facilities on the site; 20,000 tonnes of CO<sub>2</sub> come from emissions from vehicles transporting people and goods and machinery; 10,000 tonnes are due to MARPOL waste, and 5,000 tonnes of CO<sub>2</sub> correspond to the Port's expansion works.

The Port of Barcelona is determined and committed to meeting the targets set by the European Union and the International Maritime Organisation (IMO). Thus, the Port of Barcelona's 4th Strategic Plan 2021-2025 includes the strategy of decarbonisation of port activity, which aims to reduce greenhouse gas emissions by 50% by 2030 and to become a climate-neutral port by 2050.

To achieve this, the Port is preparing an Energy Transition Plan to minimise emissions at three levels:

[Emissions from all port activity](#)

[Emissions of the Authority Port organisation](#)

[Emissions from concessionaires and Port Community operators](#)







# COMMITMENTS OF THE PORT AS A WHOLE

## Energy transition





Nexigen, the Port of Barcelona's Dock Electrification Plan, is the key instrument of the Port's energy transition on its path towards decarbonisation. Its main objective is to improve the air quality of the port and the city of Barcelona by implementing of OPS (Onshore Power Supply) technology, which makes it possible to supply ships with electricity during their stay in the Port. It is mainly aimed at cruise ships, car carriers, container ships, ferries and liquid bulk carriers. It can switch off the auxiliary engine when docked and use clean energy generated in the Port itself or with 100% renewable energy certification.

It is estimated that Nexigen's impact will reduce about 40% of CO<sub>2</sub> and NOx emissions in the port environment, bringing the decarbonisation targets very close.

The Port of Barcelona is in the midst of developing the Energy Transition Plan to achieve an energy model-based on three axes: renewable energies, energy storage and a smart electricity grid, enabling it to respond to new consumption with optimum management.

On the one hand, the Port is exploiting the potential of photovoltaic generation on roofs and surfaces in the port area, which is around **92 MW of peak power with an annual production of around 120 GWh**. In this respect, pilot projects for shared consumption energy communities and the reuse of surpluses were launched in 2021.

## ELECTRIFICATION OF WHARVES

-  Electrification between 2021 - 2025 (pilot schemes)
-  Electrification between 2025-2030
-  Electrification from 2030
-  Electrification plans in advanced stages (specific studies required)

## NEW DEVELOPMENTS

- Terminal BEST
- Dàrsena Sud
- Moll de l'Energia
- Moll Adossat – Ferris
- Moll Adossat – Cruceros
- Terminal APM
- Terminal GTBG
- Terminal TFB





## Promotion of new fuels

Promoting new zero-carbon fuels for ships, heavy vehicles, and machinery will be a crucial focus for advancing the decarbonisation process and meeting the emissions reduction targets set by the European Union (EU) and the International Maritime Organization (IMO) for 2030 and 2050. For example, through the study of the use of renewable hydrogen, the purchase of green electricity, the production of photovoltaic energy, the promotion of LNG and bioLNG, and the promotion of green methanol as a maritime fuel.

## World Ports Climate Action Program (WPCAP)

In 2018, the Port of Barcelona joined an initiative promoted by the world's leading ports aimed at laying the foundations to accelerate the decarbonisation of port activity and maritime transport, in line with the IMO (International Maritime Organisation) commitment to reduce greenhouse gas emissions by at least 50% by 2050 compared to 2008.

The initiative, which includes the ports of Vancouver, Los Angeles, Long Beach, New York, Hamburg, Antwerp, Rotterdam, Gothenburg and Buzan, is split into five working groups focused on concrete actions.

The Port of Barcelona leads the group focused on supplying ships with electricity from wharves and also participates as a partner in the group focused on sustainable fuels for ships.

In the area of innovation, the Port has joined the Catalonia Energy Research Institute to study the role of hydrogen and other clean fuels derived from it as possible fuels with zero emissions of pollutants and greenhouse gases for land and maritime transport of goods.

## The electrical connection of vessels

Along with the objective of reducing polluting emissions, in 2019, the Port of Barcelona made public its commitment to electrifying the wharves where cruise ships, container ships, vehicle ships and ferries make their port calls. This would mean they can be connected during their port stay, avoiding emissions from their auxiliary engines.

By 2030, the objective is to have the electrical infrastructure in place to connect ships at the cruise stations, the Moll Prat container terminal and ferry stations, which will mean a reduction of approximately 40% in CO<sub>2</sub> and NO<sub>x</sub> emissions.

According to the task schedule, this electrical infrastructure will be deployed progressively through transformer stations and command centres to help it branch out to the quays that will connect to ships.

# COMMITMENTS AT THE Port Authority LEVEL

## Constructions and facilities

The Port Authority is taking action to ensure energy savings and maximum efficiency in its buildings and facilities, in addition to renewable energy generation. This action includes the following:

- Actions to improve the energy management of the APB offices in the WTC building, by replacing compact lamps with LEDs and switching lighting on and off by sectors.
- Installation of renewables at Fisherman's Wharf: the new fish market buildings, the old net shed and the net yard.
- Installation of renewables in the PIF building.
- The installation of renewables in all buildings owned by APB and its subsidiaries.

## Street lighting

The APB is progressively improving its public lighting network, installing LED lamps and improving lighting management by defining different brightness levels for different times.



Own fleet

Of the approximately 100 units in the fleet (including motorcycles, light vehicles and trucks), 41 units are currently electric (mainly light vehicles and motorcycles). The remaining vehicles will be progressively replaced with new electric vehicles.

Adherence to the OCCC's Voluntary Agreements

The Port of Barcelona adheres to the Voluntary Agreements to reduce greenhouse gas (GHG) emissions developed by the Government of Catalonia's Office of Climate Change (OCCC in the original acronym). By signing this agreement in 2012, the organisation committed to gradually reducing direct and indirect (Scope II) emissions from fuel consumption by its fleet of 120 vehicles, two vessels and some generators, as well as to reducing its electricity consumption.

As seen in the adjoining graph, 812 tonnes of CO2eq emissions were attributable to the APB in 2022, of which

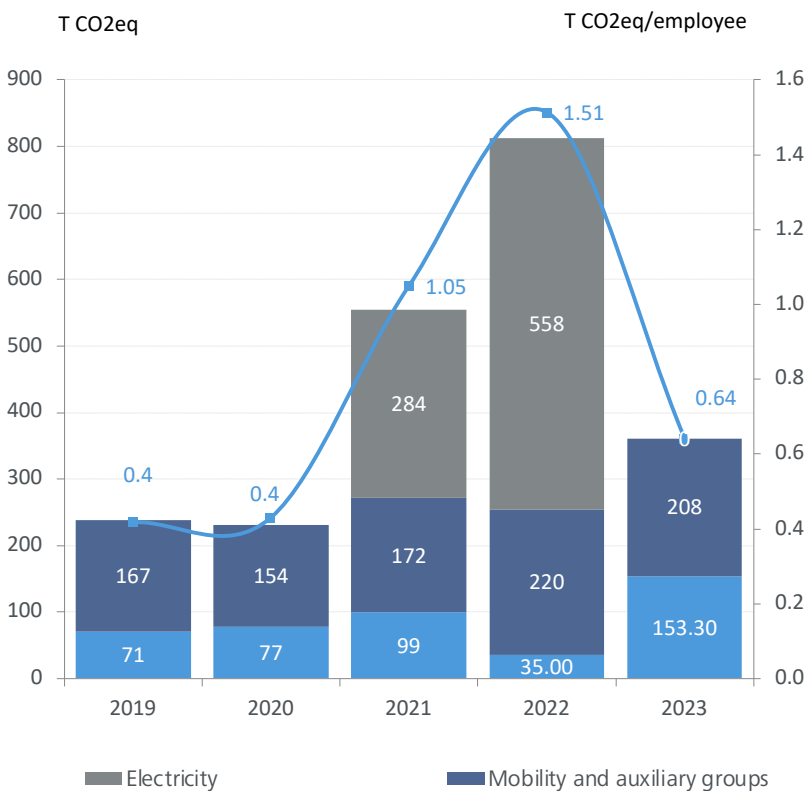
220 tonnes came from fuel consumption for mobility and generators, 35 tonnes for air conditioning and 558 tonnes for the consumption of electricity from non-renewable sources.

Electricity with renewable generation certification

Since 2017, all electricity consumed by APB and its investee companies (Port 2000, WTC Barcelona and CILSA) has renewable energy guarantees of origin, so the associated emissions do not count as greenhouse gas emissions. At the end of 2021, the contract with the distribution company is terminated, so electricity is temporarily purchased without certification while awaiting the conclusion of a new contract to ensure supply from 100% renewable sources.

This results in GHG emissions from electricity consumption associated with the first 4 months of the year being counted in 2022.

GHG emissions



Emissions calculator  
Catalan Office  
of Climate Change



# COMMITMENTS AT THE PORT COMMUNITY LEVEL

## Extension of the electric vehicle recharging points plan to concession facilities.

The concession contracts foster the installation of electric recharging points at facilities in order for staff to have access to recharging facilities for their electric vehicles.

## Promotion of OCCC voluntary agreements

The Port encourages concessionaires to adhere to the Catalan Climate Change Office's voluntary agreements to reduce GHG emissions.

## Promotion of clean fuels in terminal machinery

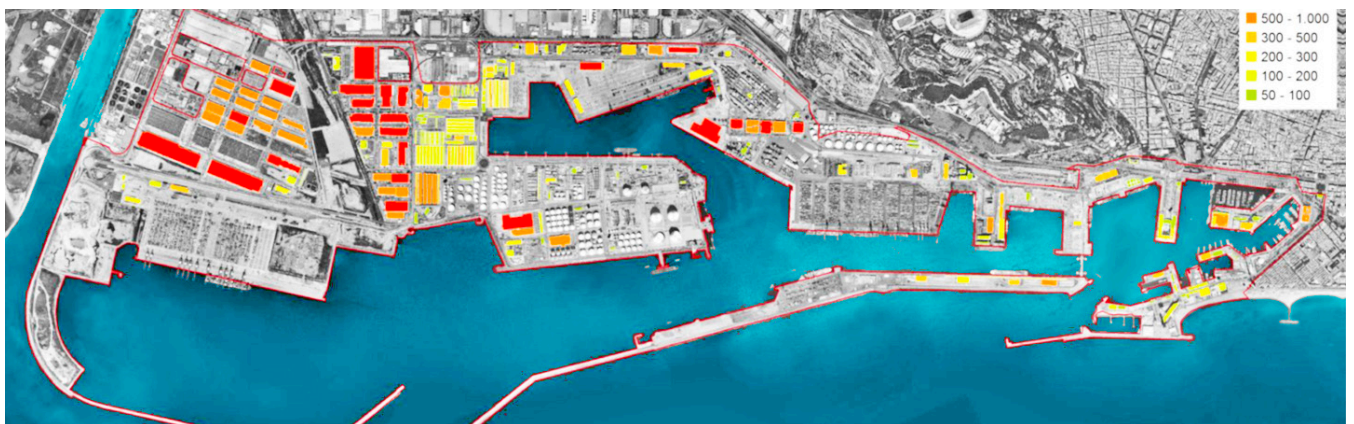
Environmental bonuses and concession clauses also encourage concessionaires to renew their machinery in order to incorporate units that run totally or partially on electricity (if possible) or other clean fuels.

## Equipment and resources of port service companies

The license conditions oblige service companies to adapt to best practices progressively and to incorporate equipment that generates fewer emissions.

## Promoting energy efficiency and renewable generation in buildings and facilities

The environmental bonuses for concessionaires included in the Ports Law and the new concession contracts promote efficient energy development and renewable energy generation on the roofs and flat surfaces of facilities and buildings.



Map of the photovoltaic potential on roofs in the port area (in kW peak).

## Eco-calculator

**Customers of freight companies and other links in the logistics chain are increasingly interested in knowing about environmental externalities so that they can integrate them into their decision-making processes regarding transport routes.**

In response to this concern, the Port of Barcelona has made a tool available to freight companies and logistics operators which calculates the CO<sub>2</sub> emissions of their transport routes and shows the most environmentally efficient alternative ways.

## Short Sea Shipping promotion

Escola Europea - Intermodal Transport is Europe's leading centre for logistics and intermodal transport training. Its objective is to promote intermodal transport as a basis for developing sustainable logistics in Europe.

The school began its activity in 2006 as a training centre for European professionals and students in the world of logistics, transport management and international trade. Years later, it has gained knowledge and experience in national and international project management, communication, content development in collaboration with recognised European institutions, and promoting logistics clusters.

Since its creation, the school has worked closely with the European Shortsea Network and, more specifically, with the Shortsea Promotion Centres, which promote short-sea shipping and the school's work in every EU country.



Article  
World Ports  
Sustainability Program



# Prevention of soil contamination



**The Port of Barcelona aims to prevent soil and groundwater contamination; as the owner, we are ultimately responsible for their environmental condition.** For this reason, we carry out continuous tracking of the state of the subsoil in the port areas under concession to terminals and operators and in areas not under concession.

When necessary, contaminated soil remediation actions are carried out in the port area, either by the Port Authority itself or by the terminals and concessionaires.

There are a total of 35 sites in the Port of Barcelona where an assessment of soil or groundwater characterisation has been carried out. Of these, as of 2023, remediation has been carried out at fourteen.

Since 2020, the Port of Barcelona has had a database of contaminated soils with more than 1,400 records corresponding to the installation of 564 piezometers and 195 soundings carried out in the port area.

The database makes it possible to quickly connect soil contamination values with concession sites and thereby predict in time whether it is necessary to take action to characterise or remediate an area of soil.

The database also provides information on the background contamination level and values for some uncommon pollutants found at various sites.



Visit the Port of Barcelona's webpage on Soil









# Environmental monitoring of port works



## Dredging

Consumption of materials, riprap and aggregates



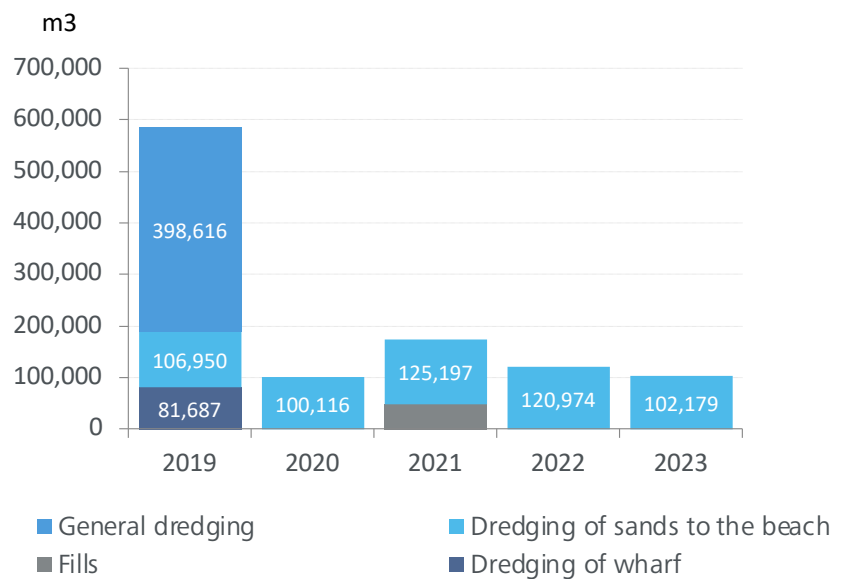
Visit the Port of Barcelona's web page on [Works](#)

**All works developed by the Barcelona Port Authority are subject to environmental monitoring by independent technical advisors contracted directly by the APB.** This ensures that the construction complies with provisions defined for the project at all times, thereby minimising any environmental impact.

## Dredging

All maritime works involving the dredging of marine sediment or those carried out to maintain or improve draughts scrupulously follow guidelines for characterising dredged material and relocating it to the maritime, terrestrial public domain.

### Dredging volumes in works



External waters next to the South Breakwater.  
Ocellate torpedo

### Evolution of dredging and backfilling

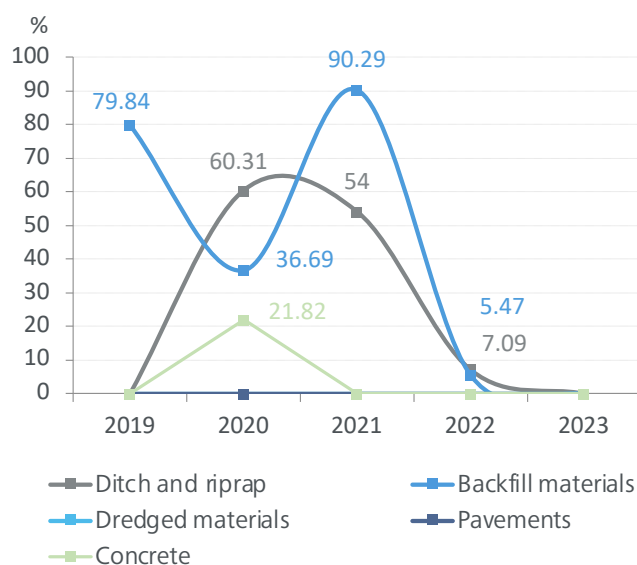
Total volumes	2019	2020	2021	2022	2023
Dredged material in m³	587,253	100,116	125,197	120,974	120,179
Backfill in m³	0	0	47,846	0	0

## Consumption of materials, riprap and aggregates

The consumption of materials for port works is a significant environmental aspect to be considered. Below is a table of the materials used in recent years in development projects carried out by the Port Authority in the Port of Barcelona.

Recycled materials used in the works and their % of the total for each type of material used were as follows:

### Consumption of recycled materials



### Evolution of materials consumption

Material type	Units	2019	2020	2021	2022	2023
Gravel and riprap	t	834,326.55	909,56.08	49,490.88	101,206.00	4,763.42
Concrete	m³	54,326.55	13,631.70	3,499.48	14,225.56	2,083.21
Steel	t	3,121.09	218.44	141,47	2,719.66	11,026.44
Dredged materials	m³	480,484.65	100,115.61	-	-	-
Backfill materials	m³	1,203,664.65	1,149,183.19	316,776.07	476,599.39	12,348.46
Screed	m³	6,940.36	2,204.97	962.16	-	141.75
Agglomerate	t	23,150.63	6,756.25	2,683.51	7,665.82	-



# Waste management



**The Port of Barcelona is responsible for removing and managing different types of waste generated in its buildings, port facilities and communal areas, as well as garbage from street cleaning.**

APB undertakes the selective collection of recoverable waste: paper, glass and packaging from outdoor bins, and paper, packaging, toner and used batteries from waste baskets and containers located inside APB buildings.

Our rubbish collection responsibilities include waste generated by bars and restaurants within the port.

Finally, APB also manages ordinary waste generated by our activities and from one-off cleaning operations.

**Non-hazardous waste**

**Hazardous Waste**

**Management of concessionaire waste**

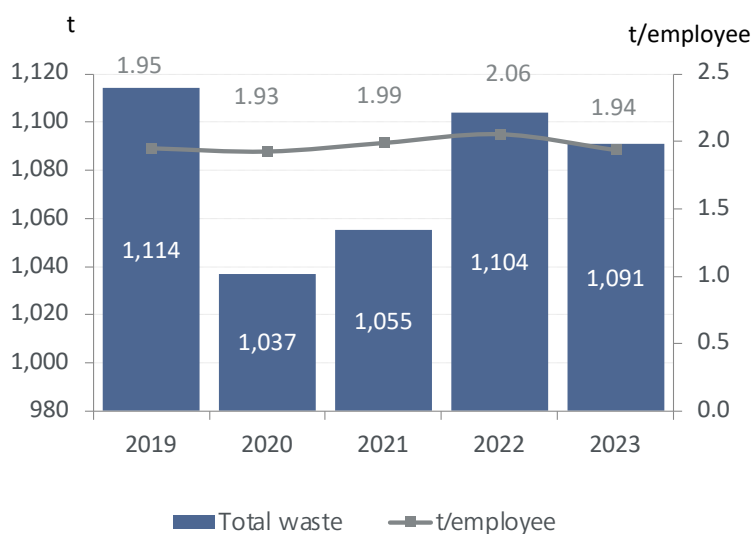
**Management of ship waste**

The only building area whose waste is not managed by APB is the offices and occupied floors of the WTC East building. In this case, the waste management of interior and office cleaning is taken care of directly by the service manager of the building that APB occupies.

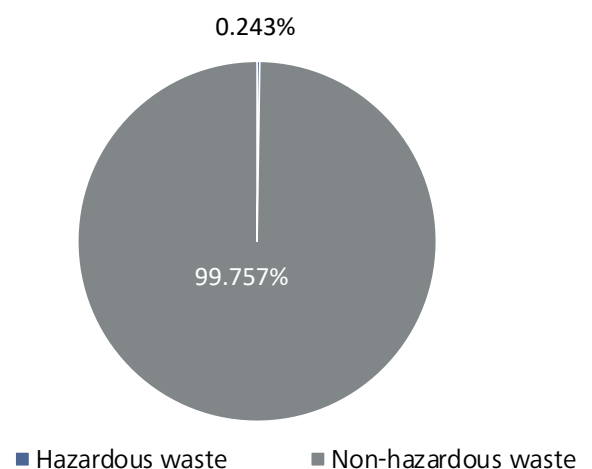


Visit the Port of Barcelona's web page on Ship Waste

**Total waste generation**



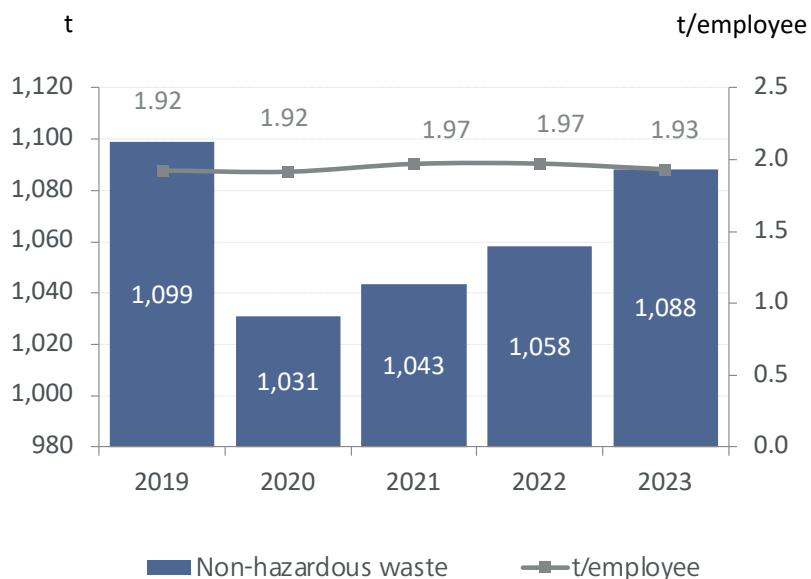
**Waste by type**



\* Including waste generated by the APB and third-party waste managed by the APB.




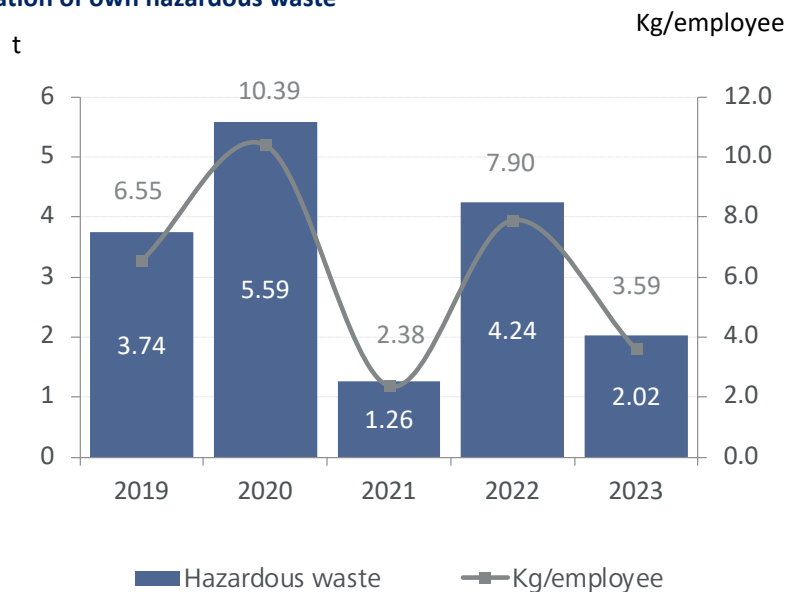
## Generation of non-hazardous waste



## Waste collection services

- General waste in common areas, bars and restaurants.
- Selective collection from buildings.
- Waste from warehouses and workshops.
- Removal of waste from one-off or accident clean-ups.

## Generation of own hazardous waste





## Hazardous waste generated by the APB

TYPE (tonnes)	CER	2019	2020	2021	2022	2023
Non-chlorinated mineral engine oils, transmission oils and lubricants	130205	0.04	0	0	0.313	0.011
Gases in pressurised containers (including halons) that contain hazardous substances	160504	0.166	0.01	0.18	0.235	0
Containers that contain traces of or are contaminated by hazardous substances	150110	1.085	0.26	0.115	0.968	0.169
Metallic mercury	160307	0	0	0	0.395	0
Fibre cement containing materials	170605	0	0	0.6	0	0
Batteries	200133	0.109	0	0	0	0
Lamps	200136					0.053
Fluorescent bulbs/bulbs	200121	0.004	0.02	0.107	0	0
RAEEs	200123	0	0	0	0	0.16
Halogen-free machining emulsions and solutions	120109	1.1	0.16	0	0.133	0
Laboratory chemicals containing hazardous substances	160506	0.875	0	0	0	0
Medical	180103	0	0	200 L*	0	0.0655
Other solvents and solvent mixtures	140603	0.052	0.76	0	0.079	0.132
Absorbents and filtration materials	150202	0.313	4.12	0.075	1.315	0.356
Bilge oil collected from docks	130402	0	0.25	0.18	0	0
Lead batteries	160601	0	0	0	0.799	1.074
Discarded equipment that contains dangerous components	160213	0	0.02	0	0	0
<b>TOTAL (t)</b>		<b>3.74</b>	<b>5.59</b>	<b>1.26</b>	<b>4.24</b>	<b>2.02</b>

\* Amount not totalled in the summation

## External hazardous waste not generated by the APB

TYPE (tonnes)	CER	2019	2020	2021	2022	2023
Medical	180103	0	0	0.12	0	0
Bilge oils collected from wharves	130402	0.18	0	9.62	0	0
Oily water from water separators/oily substances	130507	11.08	0	0.74	0	0
Absorbents	150202	0	0	0	2.51	0.13
Aqueous liquid waste containing hazardous substances	161001	0	0	0	39.02	0
Point hazardous waste	160506	0	0	0	0	0.5
<b>TOTAL (t)</b>		<b>11.26</b>	<b>0</b>	<b>10.48</b>	<b>41.53</b>	<b>0.63</b>

## Concession waste management

The concessions and facilities operating in the port area manage their own waste and, if applicable, sign up to the waste producer registry, complying with their waste management obligations.

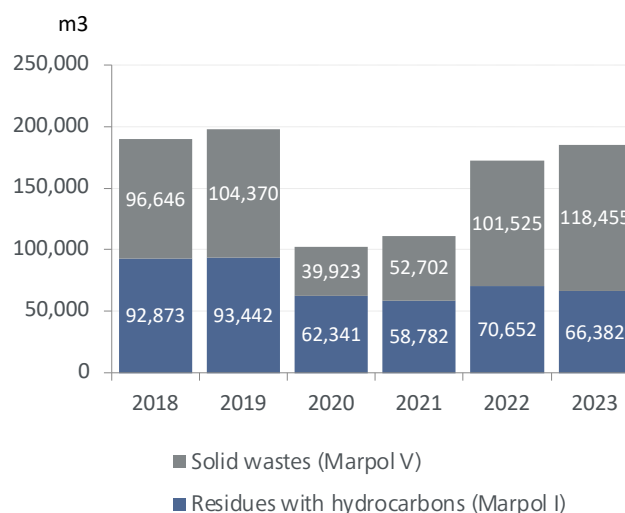
## Ship waste management

According to the 1973 International Convention for the Prevention of Marine Pollution from Ships (known as the Marpol 1973/78 Convention), ports must have adequate facilities to provide a port service to receive waste from ships.

The following table shows waste delivered to the port in recent years for the categories included in Convention Annexes Ic (oily liquid wastes from engine oil, bilge water or scrubber sludge), Annex Ib (cargo tank wash water containing oil) and Annex V (solid waste). With the increase in ship traffic in recent years following the COVID-19 pandemic, the volumes of waste received have recovered to pre-pandemic levels.



MARPOL waste management



MARPOL waste delivered by ships

TYPE (m³)	2018	2019	2020	2021	2022	2023
Oily bilge and engine fluids (Ic)	85,703	85,419	54,153	53,216	69,262	65,956
Oily fluids from tanker cleaning (Ib)	7,170	8,023	5,050	5,566	1,390	426
Solid waste (V)	96,646	104,370	39,923	52,702	101,525	118,455
<b>TOTAL (m³)</b>	<b>189,519</b>	<b>197,812</b>	<b>99,126</b>	<b>111,484</b>	<b>172,177</b>	<b>184,837</b>



# Ecology and Biodiversity



## Interaction with natural areas and protected species

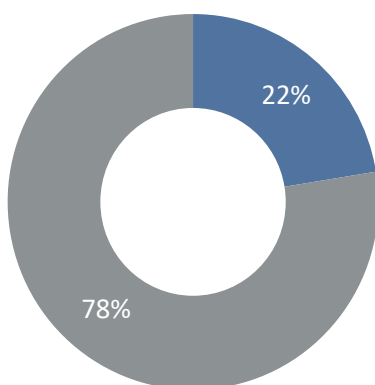
### Monitoring the introduction of invasive species

#### Bird control

## EMAS indicator

Unsealed surface area: 2,337,219 m<sup>2</sup>

Sealed surface area: 8,084,042 m<sup>2</sup>



Total surface area of the nature-oriented area: 8000 m<sup>2</sup>

**The port occupies 1,042 ha of land near the Llobregat Delta Nature Reserves.**

## Interaction with natural areas and protected species

The presence of the Llobregat Delta Nature Reserve adjacent to the port area makes it necessary to take precautions so that port activity and works interfere as little as possible with ecosystems and populations of birds and other species. It is worth highlighting that an important *Audouin's gull* (*Larus audouinii*) breeding colony has developed at the East Breakwater since 2016. Since then, about 800 pairs have bred every year, making this colony one of the most important in the Western Mediterranean.

Another innovative and proactive means of aiding in the preservation of animal species over the last ten years has been providing the cormorant population with new habitat.

As such, a total of 8,000 m<sup>2</sup> of land located within the port area can be said to be dedicated to conserving and promoting biodiversity.

## Monitoring the introduction of invasive species

Ports are risk points for introducing allochthonous species that can become invasive under certain circumstances.

There are numerous means of introduction in a port, from the discharge of ship ballast water or the detachment of fouling from vessel hulls an introduction via packaging (containers, for example) or inside goods themselves.

The Port of Barcelona has conducted studies and tracked animal and plant species in order to detect allochthonous species that may become invasive. So far, tracking has not detected any species recognised as intrusive.

Phytoplankton monitoring focused on the search for introduced allochthonous species, has been carried out for several years.

Among all the species and genera detected and identified, there is no evidence of the presence of introduced species. However, there is mention in the scientific literature of the existence of *Alexandrium catanella* in phytoplankton blooms in the 1990s.

The monitoring of benthic species, which live permanently in the substrate, as indicators of water quality has been extended, not only to the sedimentary bottoms of the port waters but has also covered the species identified in the vertical transects of the wharf. None of the studies mentions the presence of introduced invasive species.



In this regard, in 2003 and 2004, the University of Barcelona conducted a study on fouling organisms and their succession to colonise new substrates. The report mentions the sporadic and isolated presence of a single unidentified bryozoan that could represent an introduced species.

As regards ballast water, a taxonomic and viability study of organisms present in the ballast water of some ships berthed at the Port of Barcelona was carried out in 2004. The study identified up to 40 phytoplankton and 42 species of zooplankton in a single tank. The work concluded that the viability of these organisms depends mainly on the amount of time they were in the tank water.

Another study on terrestrial arthropods in the port area carried out in 2004 detected the presence of the Argentine ant *Linepithema humile* and of the *Bradysia* fly, two introduced species that had already been present in the area for many years.

## Bird control

The presence of seagulls and pigeons in the Port's facilities and wharves is considered a problem due to potential annoyances, dirtiness and damage to the facilities. Since 2000, the Port of Barcelona has set up deterrents at the cruise ship terminals using loudspeakers that blare continuously.

In 2001 and 2002, the Port of Barcelona participated in reintroducing the peregrine falcon (*Falco peregrinus*) to the city of Barcelona, by rearing three chicks in an artificial nest set up in a grain silo. As a result of the initiative, the Peregrine population is consolidating, and in 2023 four of the nine pairs in Barcelona were raised in the port.

The continued presence of the falcons has a deterrent effect on the pigeon population that descends from the city daily to feed at the Contradique wharf and other port areas.



**Great Cormorant** (*Phalacrocorax carbo*)



**Hydrozoa** (*Pennaria disticha*)



**Mediterranean red sea star** (*Echinaster sepositus*)

# Environmental noise monitoring and management



## Port Vell Commercial port

**The port as a territory has to manage environmental noise pollution using a Noise Map; a management tool that allows graphic visualisation of the current noise situation.**

### Port Vell

In 2014, the Port of Barcelona created a Noise Map of the Port Vell sector. In this zone, the intersection between the Port's activities and residential areas can generate more areas with acoustic impacts.

The Noise Map considers the levels of noise coming from different sources (road traffic, maritime traffic, industrial activities and airborne noise (aircraft)).

The study's main conclusion was that the noise levels obtained are influenced by road traffic and, to a lesser extent, by the ferries moored to the wharves of Port Vell.

However, a noise impact study of the ferry operation on residential areas is planned for 2022 to assess the impact of the ferry operation on residential areas.

### Commercial port

In 2015 and 2016, a Noise Map was completed, including the rest of the port territory (the commercial port).

Unlike in Port Vell, the study considered two sources of noise: land traffic and maritime traffic noise, and maps were made for the day, evening and night periods. The study defined the Acoustic Impact Zone as the area affected by the activity and development of port facilities.





# Environmental emergency plans



**Internal plans**  
**Self-Protection Plan**  
**Meteo-oceanographic alert system**  
**Control Centre action procedures**

**The Port of Barcelona has organised and systematised the response to environmental emergencies using four operational instruments.**

## Internal Marine Plans

The Port of Barcelona has an active policy to prevent incidents and accidents involving spills of hydrocarbons or other chemical products into port waters.

**The prevention and response tool for these incidents is the Port of Barcelona's Internal Marine Plan (PIM in the Spanish acronym),** developed by the APB and approved by the Directorate General of the Merchant Marine, which details how the response should be organised and the means to be used to carry it out.

The PIM, part of the National Marine Pollution Response System, aims to organise the response to accidents or incidents of harmful chemical or hydrocarbon spills into the marine environment, which may cause damage to the marine ecosystem, property or to people's health.

The port's PIM is coordinated with the PIMs of the port terminals that handle chemicals and hydrocarbons.

The Port Authority, duly coordinating with the Maritime Authority, is responsible for the direction of the PIM.

In 2023, there were 31 reports of oil and other substances spilling into port waters, of which only three episodes required the PIM to be activated to the alert.





## Self-Protection Plan

**Another tool for responding to environmental emergencies is the Port's Self-Protection Plan (PAU in the Spanish acronym),** which is activated in the event of accidents or incidents of any kind that may pose a risk to people.

The port's PAU is divided into eleven sectors and includes the PAUs of all the port's terminals and concessions. The PAU has three activation levels: an initial alert level, level 1 for an emergency in a terminal, level 2 for an emergency in the port sector and level 3 for an emergency in more than one port sector.

The intervention group defined in the PAU corresponds to the Barcelona fire brigade in accordance with the collaboration agreement between Barcelona City Council and the APB. They specialised in port-related actions.

## Meteo-oceanographic alert system

**The Port of Barcelona has a procedure for dealing with Meteo-Oceanographic Alert Situation (SAM in the Spanish acronym) notifications,** which consists of a procedure for responding to wave overtopping and wind intensity forecasts provided by Puertos del Estado (Ports of the State).

In the event of storm or wind warnings, the response consists of alerting port areas that may be affected (Port Authority, Maritime Authority, terminals and their users), and activating prevention and activity restriction measures according to the expected risk threshold.



## Control Centre action procedures

**One of the Port Authority's main management tools for controlling environmental incidents is to trigger the procedures that the Port Police Control Centre follows when they receive a warning of an incident.**

These action procedures that the Control Centre uses for environmental incidents (PCC in the Spanish acronym) include nineteen response and warning procedures for the most common incidents, such as dust emissions, ship emissions, marine fauna at docks, terrestrial animals, water pollution, spillages on the roadway or esplanade, noises, smells and other similar incidents.

The procedures include a system for receiving alerts and making calls to affected parties and a Wharf Guard Control Centre action plan.

Each PCC is the responsibility of the relevant department, and the Department of the Environment is responsible for keeping them up to date.

## Environmental incidents

Incident	2023
Polluting spillage in the maritime service area	31
Large floating debris at docks	13
Waste at docks	9
Marine animals at docks	4
Liquid spillages on roadways	33
Solid spillages on roadways	31
Live Land Animals	6
Dead birds	1
Dust from bulk solids operations	2
Black smoke from a ship's funnel	13
System failure in soybean computers	26
Complaints about unpleasant smells	1
Concession air pollution	1
Any incident detected in the port's sewage system	2
<b>Total general</b>	<b>173</b>

## Environmental cost ratio

### Environment budget in 2023\*

Contaminated soil: characterisation	€ 48,198
Water Framework Directive	€ 124,920
Air Quality Plan Studies	€ 7,190
ISO 14.001 Certification	€ 22,484
Core-Clean Port	€ 153,000
Automatic air quality network maintenance	€ 6,500
Maintenance of meteorological network	€ 30,128
Soybean Agreement - Air monitoring network maintenance	€ 46,954
Miscellaneous expenses. Department of the Environment	€ 13,890
Energy transition plan	€ 22,375
Biodiversity studies. Blue economy	€ 1,500
Social responsibility cats	€ 4,380
Biodiversity	€ 797
Environmental requirements concessions	€ 11,800
<b>Total</b>	<b>€ 988,251</b>

\* Excluding staff items.

# Stakeholders



**Active participation**  
**Best environmental**  
**practices**  
**Agreements with**  
**concessionaire companies**  
**on best environmental**  
**practices**

**The Port of Barcelona is promoting a Sectoral Sustainability Plan, which began as an initiative of the Sustainability Working Group of the Steering Council for the Development of the Port of Barcelona, to respond to the demands and expectations of the stakeholders of the Port Community.**

This plan expresses the will to act collectively, beyond the individual responses of each organisation that make up the Port Community; that is, to collaborate as a port collective.

Since it was set out in 2016, actions have been defined as part of the Plan, which considers the expectations of the Port Community's stakeholders.

In this sense, the Sustainability Report is a crucial tool to meet the extent these expectations have been met, including those relating to the environment.

In 2022, new Port Community organisations and companies joined the Port Sustainability Plan, bringing the total number to 79.

Based on the data provided by the member organisations, environmental, social and economic performance indicators have been developed to explain more precisely how the Port Community responds to the needs of its stakeholders.

## **Strategic lines of the Sectoral Sustainability Plan:**

- Raise awareness of and distribute the Port of Barcelona's Sectoral Sustainability Plan.
- Create a community to develop the Port of Barcelona's Sector Sustainability Plan (ambassador role).
- Consider the expectations of the relevant groups.
- Promote environmental sustainability.
- Promote social sustainability.
- Promote economic sustainability.

## Environment Intranet Section

APB constantly updates the Environment section of the corporate intranet, posting news and videos of interest on its blog and providing direct access to internal operational procedures and documents related to the environment. This system allows micro-surveys to be carried out to consult staff on specific topics.

## Sustainability Group

**The Port Community's participation tool for environmental issues is part of the Environmental Quality Working Group of the Port Community's Governing Council**, which also includes the Social Responsibility and Occupational Risk Prevention Groups.

The Environmental Quality Working Group was created in 2004 and comprises members of the port community companies, including various port sector companies.

The Working Group has implemented two noteworthy initiatives (among others), which are:

- The creation of an electric power purchasing group exclusively for private companies in the port area that voluntarily join the group.

The auction to award its electricity supply contract is held annually with the Port Authority. The private companies that comprise the purchasing group participate in the auction as different lots from the Port Authority. Once the best price has been obtained, they may or may not come to an agreement with the winning company.

A purchasing group has been formed for every auction since 2010, and about 20 companies join the group each year.

- The design and organisation of technical and awareness-raising seminars for members of the Port Community.

To raise awareness and keep the members of the Port Community informed, technical seminars are held every four months covering current or relevant issues related to port activities. These seminars aim to provide a support service to companies that carry out their functions and activities in the port area. We choose topics with some shared interest for most of them, and every effort is made to illustrate them clearly and always from a practical point of view, as applicable to the port environs.





The following were the seminars held in the 2019-2023 period:

---

**28/02/2019** Seminar: "Hydrogen in an emission-free Europe"

---

**29/03/2019** Seminar: "Tools and requirements for communication about sustainability"

---

**25/04/2019** Seminar: "Presentation of results of the CLEANPORT project (installation of a gas auxiliary engine on a ferry)"

---

**30/10/2019** Seminar: "Sustainable mobility in the port"

---

**06/03/2020** Seminar: "Water quality and sanitation"

---

**17/06/2021** Seminar: "The decarbonisation of port activity"

---

**06/10/2021** Seminar: "Towards energy transition"

---

**18/05/2022** Seminar: "Improving air quality"

---

**20/07/2022** Colloquium on the electricity market situation

---

**29/09/2022** Seminar: "Soil contamination management in the port area"

---

**07/11/2022** First edition of the Sustainability Day organised by the Sustainability working group of the Governing Board for the promotion of the Port Community

---

**22/09/2023** Seminar: "LogisPort. Towards port efficiency and sustainability", dedicated to promoting sustainable practices and the implementation of new technologies in the port area

---

**16/11/2023** Seminar: 'Trends in the environmental management of port activity', with the participation of environmental specialists and representatives of the Barcelona Port Community.

---



## European projects to promote natural gas as a fuel for cargo mobility

The port of Barcelona is located next to a large city, and there is growing concern about the impact of the port activity on the city's air quality, particularly in relation to the concentration of NO<sub>x</sub> and suspended particulate matter.

The most significant sources of air pollutant emissions are ships during their entry and manoeuvring operations and their stay in port.

The port has few tools to effectively regulate these emissions as the IMO regulates them.

In the case of maritime transport, many shipowners are now beginning to opt for this change and are considering the option of natural gas propulsion when ordering new ships.

**Along with promoting natural gas as an alternative fuel for transporting goods by sea, it is also essential to implement practical actions to promote its use in land transport.**

The Port of Barcelona is pursuing three goals:

- To develop facilities to supply natural gas to ships and trucks.
- To demonstrate the use of natural gas in different modes of transport and vehicles as a way to show the feasibility of its use as an alternative fuel.
- To safely regulate the supply operations of this new fuel, and the management of facilities.

APB participates in various projects, sometimes as a leader or coordinator and sometimes as a partner. We always ensure that our demonstrations cover the broadest possible range of sectors and the many ways natural gas can be used as an alternative fuel.

With a budget of €17.5 million, these projects directly involve 27 organisations collaborating in their development in 2017-2020.

Many countries and regions of the world are already fostering the use of natural gas trucks for pollution reduction, fuel economy and security of supply.





**CORE LNGas hive project. Sub-Activity EPT1: Pilot test of mobile generator with a natural gas engine to supply RoRo ship from the wharf. 2014-2022**

The port is acting as coordinator, and the project consists of constructing a mobile gas generator on the wharf to supply electricity to the ship L'AUDACE (RoRo ship) during its stay in port.

**CORE LNGas hive project. EPM1 Sub-Activity: Construction of loading arm at regasification terminal. 2014-2022**

The port is a partner in this project, which consists of constructing a flexible, cryogenic loading arm at one of the two LNG regasification terminal berths located in the port, enabling the loading of LNG to barges.

**CORE LNGas hive project. EPM2 Sub-Activity: Modification of fuel supply barge to also supply LNG. 2014-2022**

The port is acting as coordinator, and the project consists of modifying a barge to accommodate LNG tanks and other equipment required to supply LNG to ships.

**CORE LNGas hive project. Subactivity EV4: Design of a gas-powered tugboat. 2014-2022**

The port is acting as coordinator, and the project consists of designing a port tugboat powered by natural gas in compressed natural gas tanks.

**CORE LNGas hive project. EPM3 Sub-Activity: Conversion of the diesel engines of two straddle carrier machines to run on natural gas. 2014-2022**

The port is acting as coordinator, and the project consists of replacing two diesel engines of two machines at the container terminal with natural gas engines.

**PIONEERS Project. HORIZON 2020 Programme: Open Portable Innovation Network for Solutions and Emission Reductions. 2021-2026**

The port acts as a partner and consists of implementing innovation actions in four main pillars: clean energy production and supply, sustainable port design, modal shift and digital transformation.

**CREATORS project. HORIZON 2020 Programme: Energy Communities and Local Energy Service Providers in Europe. 2020-2023**

The port acts as a partner in the project and consists of implementing energy communities in 10 locations.

**EALING Project. CEF Programme: Transition to alternative fuels. 2020-2023**

The port acts as a partner in the project and consists of implementing actions to construct the ship-to-quay (OPS) electrical connection infrastructure.

**LNGHIVE2 Barcelona Project. CEF Programme: Construction of a barge to supply LNG. 2020-2023**

The port is a partner in the project and consists of building a barge to supply liquefied natural gas (LNG) as a maritime fuel in the Port of Barcelona and adjacent areas.



## Best practice agreements with concessionaire companies

The State Ports and Merchant Marine Law establishes a tax credit based on the activity level of port facilities with a concession, authorisation or licence for handling goods.


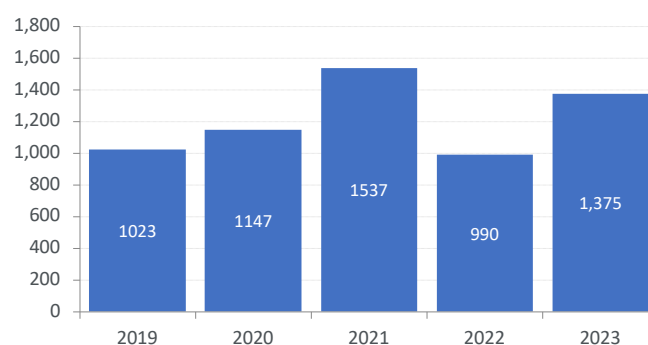
This bonus is intended to encourage best environmental practices. The facility must implement an environmental management system and sign an agreement with the Port Authority on best environmental practices. This follows the model in the Port of Barcelona's Guide to Best Environmental Practices, approved by the APB on November 20, 2011 and revised on November 28, 2012.

**In the agreement, the facilities commit to developing a programme of improvements involving economic investment in new equipment, systems and supplies.**

Since 2016, the companies that have signed this agreement with the APB have made investments that qualify for tax credits in the amounts shown in the graph below, in which we observe an upward trend over the last few years.

**Evolution of subsidized environmental investment**

Thousands of Euros







# Environmental compliance



## Port Authority Competencies

### Basic applicable legal requirements

### Reference documents

## Port Authority Competencies


From an environmental point of view, the APB's competencies, as laid out in the Ports Law, are as follows:

- Fight pollution.
- Maintain and improve water quality.
- Ship waste collection service.
- Prevent soil contamination.
- Prevention and control of environmental risks (PAU and other instruments).
- Bonuses to ships and concessionaires for environmental performance.
- Environmental monitoring of concessions and activities through Ordinances, Instructions, contract specifications and concession specifications.

From a broad point of view, the Port Authority's environmental operations also include the following competencies and management areas:

- Monitor air quality and look to improve it.
- Monitor water quality and look to improve it.
- Manage wastewater generated by the facilities in the port service area.
- Manage environmental noise.
- Manage hazardous and non-hazardous waste.

**The Barcelona Port Authority complies with all applicable legal requirements.**



## Basic applicable legal requirements

**The main legislation that the Barcelona Port Authority must comply with is based on:**

1. International conventions for the protection of the sea
2. European Union sectoral environmental legislation
3. State and regional environmental legislation
4. Municipal ordinances and regulations



## International agreements

The 1973/78 International Convention for the Prevention of Pollution from Ships is one of the leading international conventions that affect port activity. The convention makes it mandatory for ports to provide adequate and sufficient facilities for ships to leave their waste on land.

**The Port of Barcelona has been granted three licences to provide port services for receiving oily liquid waste from ships and two for receiving solid waste.**

## Air quality

The principal regulations that apply to the port are those related to air quality and atmospheric protection.

- Law 34/2007 of November 15, concerning air quality and atmospheric protection, defines and sets out air quality objectives and serves as the regulatory framework for preparing national, regional and local plans to improve air quality.
- Royal Decree 102/2011, of January 28, concerning air quality improvement, transposes the contents of Directive 2008/50/EC of May 21, 2008 and Directive 2004/107/EC of December 15, 2004 into Spanish law.
- Royal Decree 34/2023, of 24 January, amending Royal Decree 102/2011, of 28 January, on the improvement of air quality; the Regulation on industrial emissions and development of Law 16/2002, of 1 July, on integrated pollution prevention and control, approved by Royal Decree 815/2013, of 18 October; and Royal Decree 208/2022, of 22 March, on financial guarantees for waste.

## Water quality

The main regulations that apply to the port are those related to the tracking and evaluation of surface water and environmental quality standards and those related to discharges from unified sanitation systems into port waters.

- Royal Decree 817/2015, of September 11, establishes the criteria for tracking and evaluating of surface water status and environmental quality standards.

- Royal Decree 509/1996, of March 15, 1996, developing Royal Decree-Law 11/1995, of December 28, 1995, which set out standards to be applied to urban wastewater treatment, and subsequent amendments.

## Soil contamination

The main regulations that apply to the port are those relating to potentially contaminating activities and the criteria and thresholds for soil contamination levels.

- Law 7/2022, of 8 April, on waste and contaminated soil for a circular economy.
- Royal Decree 9/2005, of January 14, which sets out the list of activities which could potentially contaminate soil and the criteria and standards for the declaration of contaminated soil.

## Energy transition and climate change

The main climate change regulations that apply to the port are those that encourage the use of renewables and allow the expansion of electricity grids.

- Royal Decree-Law 17/2019, of November 22, which adopted urgent measures to adapt compensation parameters affecting the electricity system, and which addresses the procedures for thermal generation plants ceasing activity.
- Royal Decree 244/2019, of April 5, regulates the administrative, technical and economic conditions for electricity self-consumption.
- Royal Decree-Law 15/2018, of October 5, concerning urgent energy transition and consumer protection measures.
- Law 7/2021, of 20 May, on climate change and energy transition.
- DECREE LAW 24/2021, of 26 October, on accelerating the deployment of distributed and shared renewable energies.



## Most relevant legal provisions in 2023

The primary environmental legislation applicable to each specific activity is listed below:

1. COMMISSION DELEGATED REGULATION (EU) 2023/2772 of 31 July 2023 supplementing Directive 2013/34/EU of the European Parliament and of the Council with **regard to sustainability reporting standards**.
2. COMMISSION DECISION (EU) 2023/2463 of 3 November 2023 on the publication of the User's Guide setting **out the steps required to participate in the EU Eco-Management and Audit Scheme (EMAS)** in accordance with Regulation (EC) No 1221/2009 of the European Parliament and of the Council. OJ L of 10/11/2023.
3. DECREE 192/2023 of 7 November **on industrial safety in establishments, installations and products**.
4. Royal Decree 665/2023, of July 18, **amending the Public Hydraulic Domain Regulation**, approved by Royal Decree 849/1986, of April 11; the Water Public Administration Regulation, approved by Royal Decree 927/1988, of July 29; and Royal Decree 9/2005, of January 14, **establishing the list of potentially soil-contaminating activities and the criteria and standards for the declaration of contaminated soils**.
5. Order PCM/814/2023, of July 18, amending Annex I of Royal Decree 265/2021, of April 13, **on end-of-life vehicles** and amending the General Vehicle Regulation, approved by Royal Decree 2822/1998, of December 23.
6. Royal Decree 445/2023, of June 13, amending Annexes I, II, and III of Law 21/2013, of December 9, **on environmental assessment**.
7. REGULATION (EU) 2023/956 OF THE EUROPEAN PARLIAMENT AND OF THE COUNCIL of May 10, 2023, establishing a **Carbon Border Adjustment Mechanism**.
8. Royal Decree-law 4/2023, of May 11, **adopting urgent measures in agricultural and water matters** in response to the drought and the worsening conditions of the primary sector resulting from the war conflict in Ukraine and weather conditions, as well as promoting the use of collective public land transport by young people and preventing occupational risks during episodes of high temperatures.
9. DECREE LAW 1/2023, of February 28, establishing **extraordinary and urgent measures to address the exceptional drought situation in the river basin district of Catalonia**.
10. Royal Decree 34/2023, of January 24, **amending Royal Decree 102/2011, of January 28, on the improvement of air quality; the Regulation on industrial emissions and the implementation of Law 16/2002, of July 1, on integrated prevention and control of pollution**, approved by Royal Decree 815/2013, of October 18; and Royal Decree 208/2022, of March 22, on financial guarantees for waste.

# Reference documents

---

## Guides and EMAS sectoral reference documents

**On May 18, 2019, COMMISSION Decision (EU) 2019/61** of December 19, 2018, entered into force; it concerns the sectoral reference document on best environmental management practices, sectoral environmental performance indicators and benchmarks of excellence for the public administration sector under the framework of Regulation (EC) No. 1221/2009 concerning voluntary participation by organisations in a Community eco-management and audit scheme (EMAS).

The APB, as an organisation within the public administration sector, takes into account this sectoral reference document (SRD) when implementing and maintaining its management system and assessing its performance through its environmental statement.

To this end, this SRD sets out a list of best environmental management practices (BEMP), performance indicators, and benchmarks of excellence that must be considered when dealing with those environmental aspects that are assessed as being significant or of high impact.

Given the characteristics of the activity carried out by the APB within the public administration sector, the following sections concerning its significant environmental aspects are applicable:

- [3.1. Best environmental management practices for sustainable offices,](#)
- [3.11. Best practices for environmental management in green public procurement and](#)
- [3.12. Best environmental management practices in environmental education and information dissemination.](#)

For this reason, the APB has considered the BEMP included in these sections when planning measures and actions to improve its environmental performance. In addition, others were identified that were already being implemented, and some have been considered even though they are not directly related to its significant environmental aspects. All actions undertaken, as well as those planned for the future, are described in the different sections of this environmental statement.

Likewise, the sector-specific indicators for significant environmental aspects have been included in the EMAS indicators table attached at the end of this document.



## Benchmarks of excellence

The benchmarks of excellence are intended to measure the level of environmental performance, taking as a reference the results obtained by the organisations in the sector with the highest levels of environmental performance.

The APB's performance relative to the benchmarks in the sections that apply to it, when results upon evaluation are favourable, are shown below. The section of the SRD where they are referenced is indicated in brackets.

### Office waste generation (3.1.3.)

- No waste generated in office buildings is sent to landfills.

99.95% of the waste generated in offices is collected selectively for final appraisal by authorised waste managers.

- Total waste generated in office buildings is less than 200 kg/full-time equivalent employee/year.

In 2023 the office waste generation indicator was 39.58 kg/full-time equivalent employee/year, well below the benchmark value.

### Consumption of office supplies (3.1.4.)

- The office paper used is 100% recycled or certified with an ISO type I (2) eco-label (e.g., the EU eco-label).

Currently, all paper purchased is PEFC certified, which guarantees that the raw material is obtained from sustainable forests.

### Worker commutes (3.1.5.)

- Tools that encourage sustainable commuting for workers are developed and implemented.

The APB offers public transport tickets to its employees free of charge.

- Videoconferencing facilities are available to all staff, and their use is tracked and promoted.

All office and port police staff have access to online platforms for videoconferencing. Although in 2019 a low usage percentage was recorded, a large increase has already been perceived in 2020 and 2021 owing to the implementation of the state of emergency brought about by the COVID-19 pandemic, which will strengthen habits of using these platforms in the subsequent years.

On the other hand, the port has implemented "flexiwork" allows workers to telework from home one and two days a week.



## Reference documents

The information and data in this Environmental Statement have been obtained or calculated from our own sources, many of which are reported officially to different environmental agencies and authorities.

The images and graphics included in this Environmental Statement are either produced by the Company or acquired directly or indirectly from their authors for use in this Environmental Statement.

## Excerpts are taken from this Statement

The Barcelona Port Authority may edit and publish excerpts or summaries based on the information in this verified Statement to better disseminate and communicate information on environmental management.

To this end, it shall compile data and contents accurately without modifying those already verified. It may indicate or reference these in the event of using other units or equivalences that may be more comprehensible to the recipient of the information.

The digital version of these excerpts will be available to the public, grouped in one place on the APB website to be easier to locate.

Any modification to this Environmental Statement shall be communicated and transmitted to the certifying body for review and verification that such changes do not alter what has already been verified and established under the European EMAS Regulation.

## Basic environmental indicators

The following table shows the fundamental environmental indicators relative to the number of workers and the surface area of the APB.



# Indicators

Ratio **R** = Magnitude **A** / Magnitude **B**

	ENVIRONMENTAL MAGNITUDE VALUE				RATIOS R / WORKER				RATIOS R / SURFACE AREA			
INDICATOR	2021	2022	2023	Unit A	2021	2022	2023	Unit R	2021	2022	2023	Unit R
Magnitude B					530 workers	537 workers	563 workers		24,354 m²	24,354 m²	24,354 m²	
CONSUMPTION OF MATERIALS												
Paper	6	7	7	t	0.01	0.01	0.01	t/worker	0.0002	0.0003	0.0003	t/m²
Auxiliary maintenance mat.	509	304	250	L	0.96	0.57	0.44	L/worker	0.02	0.01	0.01	L/m²
Gravel and riprap	49,491	101,206	4,763	t	93.38	188.47	8.46	t/worker	2.03	4.16	0.20	t/m²
Concrete	3,499	14,226	2,083	m³	6.60	26.49	3.70	m³/worker	0.14	0.58	0.08	m³/m²
Steel	141	2,720	11,026	t	0.41	5.06	19.58	t/worker	0.01	0.11	0.45	t/m²
Dredged materials	0	0	0	m³	0.00	0.00	0.00	m³/worker	0.00	0.00	0.00	m³/m²
Backfill materials	316,776	476,599	12,348	m³	597.69	887.52	21.93	m³/worker	13.01	19.57	0.51	m³/m²
Screed	962	0	142	m³	1.82	0.00	0.25	m³/worker	0.04	0.00	0.0058	m³/m²
Agglomerate	2,684	7,666	0	t	5.06	14.28	0.00	t/worker	0.11	0.31	0.00	t/m²
ENERGY CONSUMPTION												
Total energy consumption*	7764	7821	8729	Mwh	14.65	14.56	15.51	MWh/worker	0.0026	0.0026	0.0029	MWh/m²
Electricity consumption*	6,719.05	6,776.99	7,101.56	Mwh	12.68	12.62	12.61	MWh/worker	0.0022	0.0022	0.0023	MWh/m²
Fossil fuels	1,044.95	1,043.82	1,627.90	Mwh	1.97	1.94	2.89	MWh/worker	0.04	0.04	0.0668	MWh/m²
Total renewable energy consumption	5,584.66	4,778.09	7,102	Mwh	10.54	8.90	12.61	MWh/worker	0.0018	0.0016	0.0023	MWh/m²
Energy consumption for heating <sup>EP</sup>	372.31	1.31	0	Mwh	715.29	2.49	0.00	Kwh/FTE	15.29	0.05	0.0000	KWh/m²
Electricity consumption in buildings ****	3,733.84	3,648.69	3,584	Mwh	7,173.56	6,949.89	6,515.55	Kwh/FTE	153.32	149.82	147.14	KWh/m²
Total energy consumption in buildings ****	4,106.15	3,845.07	4,429	Mwh	7,888.85	7,323.94	8,045.15	Kwh/FTE	168.60	157.88	181.69	KWh/m²
WATER CONSUMPTION												
Water for irrigation**	43,167	49,227	7,649	m³	81.45	91.67	13.59	m³/worker	1.84	2.09	0.32	m³/m²
Water in buildings	27,053	13,491	9,864	m³	51.04	25.12	17.52	m³/worker	1.11	0.55	0.40	m³/m²
Total water***	70,566	63,258	17,765	m³	133.14	117.80	31.55	m³/worker	1.47	1.32	0.37	m³/m²
WASTE GENERATION												
Total waste	1055	1104	1091	t	1.99	2.06	1.94	t/worker	0.04	0.05	0.0448	t/m²
Total hazardous waste	12	46	3	t	0.02	0.09	0.005	t/worker	0.00048	0.00188	0.0001	t/m²
Gases in pressurised containers (including halons) containing hazardous substances	0.18	0.2345	0	t	0.00034	0.0004	0.0000	t/worker	0.0000007	0.0000010	0.00000	t/m²
Containers that contain traces of or are contaminated by hazardous substances	0.115	0.968	0	t	0.0002	0.0018	0.0000	t/worker	0.000005	0.000040	0.00000	t/m²
Lead batteries	0	0.799	1.07	t	0.0000	0.0015	0.0019	t/worker	0.000004	0.000033	0.00004	t/m²
Batteries	0.092	0.128	0.06	t	0.0002	0.0002	0.0001	t/worker	0.000004	0.000000	0.00000	t/m²
Fluorescent bulbs/bulbs	0.10666	0	0.05	t	0.00020	0.0000	0.0001	t/worker	0.000004	0.000000	0.00000	t/m²
Electrical/electronic waste	8.001	0	15.6	t	0.0151	0.0000	0.0277	t/worker	0.000329	0.000000	0.00064	t/m²
Toner	0.2005	0.2655	0.34	t	0.0004	0.0005	0.0006	t/worker	0.000008	0.000011	0.00001	t/m²
Fibrocement	0.6	0	0	t	0.0011	0.0000	0.0000	t/worker	0.000025	0.000000	0.00000	t/m²
Halogen-free machining emulsions and solutions	0	0.133	0	t	0.0000	0.0002	0.0000	t/worker	0.000000	0.000005	0.00000	t/m²
Laboratory chemicals containing hazardous substances	0	0	0	t	0.0000	0.0000	0.0000	t/worker	0.000000	0.000000	0.00000	t/m²
Medical	0.12	0	0.07	t	0.0002	0.0000	0.0001	t/worker	0.000005	0.000005	0.00000	t/m²
Bilge oil collected from wharves	9.8	0	0	t	0.0185	0.0000	0.0000	t/worker	0.000402	0.000000	0.00000	t/m²
Oily water from water separators/oily substances	0.74	0	0	t	0.0014	0.0000	0.0000	t/worker	0.000030	0.000000	0.00000	t/m²
Absorbents	0.075	3.825	0.49	t	0.0001	0.0071	0.0009	t/worker	0.000003	0.000157	0.00002	t/m²
Other solvents	0	0.079	0.13	t	0.0000	0.0001	0.0002	t/worker	0.000000	0.000003	0.00001	t/m²
Used oils	0	0.313	0.01	t	0.0000	0.0006	0.0000	t/worker	0.000000	0.000013	0.00000	t/m²
Paper and cardboard	26.4485	36.21	35.53	t	0.0499	0.0674	0.0631	t/worker	0.001086	0.001487	0.00146	t/m²
Light packaging	7.48	3.26	7.37	t	0.0141	0.0061	0.0131	t/worker	0.000307	0.000134	0.00030	t/m²
Glass	3.74	3.38	4.67	t	0.0071	0.0063	0.0083	t/worker	0.000154	0.000139	0.00019	t/m²

INDICATOR	ENVIRONMENTAL MAGNITUDE VALUE				RATIOS R / WORKER				RATIOS R / SURFACE AREA			
	2021	2022	2023	Unit A	2021	2022	2023	Unit R	2021	2022	2023	Unit R
<b>Magnitude B</b>					530 workers	537 workers	563 workers		24,354 m²	24,354 m²	24,354 m²	
Scrap	4	7.53	0	t	0.0075	0.0140	0.0000	t/worker	0.000164	0.000309	0.000000	t/m²
Rubble from smaller works	396.02	276.98	381.83	t	0.7472	0.5158	0.6782	t/worker	0.016261	0.011373	0.01568	t/m²
Tyres and bumpers	5.26	46.56	35.37	t	0.0099	0.0867	0.0628	t/worker	0.000216	0.001912	0.00145	t/m²
Ordinary	510.82	458.857	507.22	t	0.9638	0.8545	0.9009	t/worker	0.020975	0.018841	0.02083	t/m²
Plastic packaging	2.806	3.0545	0	t	0.0053	0.0057	0.0000	t/worker	0.000115	0.000125	0.000000	t/m²
Sewer cleaning waste	73.08	70.28	90.54	t	0.1379	0.1309	0.1608	t/worker	0.003001	0.002886	0.00372	t/m²
Clothing	0.142	0.127	0	t	0.0003	0.0002	0.0000	t/worker	0.000006	0.000005	0.000000	t/m²
Hygiene	0.2946	0.0617	0.22	t	0.0006	0.0001	0.0004	t/worker	0.000012	0.000003	0.00001	t/m²
Gardening	5	0	1.72	t	0.0094	0.0000	0.0031	t/worker	0.000205	0.000000	0.00007	t/m²
Discarded equipment with hazardous components	0	0	0	t	0.000000	0.000000	0.0000	t/worker	0.000000	0.000000	0.000000	t/m²
Rejected equipment NOT containing hazardous components	0	9.022	0	t	0.0000	0.0168	0.0000	t/worker	0.000000	0.000370	0.000000	t/m²
Medical waste	0	0	0	t	0.0000	0.0000	0.0000	t/worker	0.000000	0.000000	0.000000	t/m²
Mixtures of concrete, bricks, tiles, and ceramic materials	0	139.89	0	t	0.0000	0.2605	0.0000	t/worker	0.000000	0.005744	0.000000	t/m²
Biodegradable waste	0	2.4	0	t	0.0000	0.0045	0.0000	t/worker	0.000000	0.000099	0.000000	t/m²
Aqueous liquid waste containing dangerous substances	0	39.02	0	t	0.0000	0.0727	0.0000	t/worker	0.000000	0.001602	0.000000	t/m²
Metallic mercury	0	0.395	0	t	0.0000	0.0007	0.0000	t/worker	0.000000	0.000016	0.000000	t/m²
	0	0	8.64	t	0.0000	0.0000	0.0153	t/worker	0.000000	0.000000	0.00035	t/m²
<b>BIODIVERSITY</b>												
Total soil use	10,421,261	10,421,261	10,421,261	m²	19,663	19,406	18,510	m²/worker	-	-	-	-
Total sealed surface area	8,084,042	8,084,042	8,084,042	m²	15,253	15,054	14,359	m²/worker	-	-	-	-
Total surface area of the nature-oriented area	8,000	8,000	8,000	m²	15	15	14	m²/worker	-	-	-	-
<b>EMISSIONS</b>												
CO <sub>2</sub> eq emissions	555	812	361	teq CO <sub>2</sub>	1.05	1.51	0.64	t CO <sub>2</sub> eq /worker	0.023	0.033	0.0149	t CO <sub>2</sub> eq /m².
CO <sub>2</sub> eq emissions buildings ****	132	300	153	teq CO <sub>2</sub>	254.3	572.2	278.73	Kg CO <sub>2</sub> eq /FTE.	5.43	12.33	0.0063	Kg CO <sub>2</sub> eq /m².

#### Notes:

- \* Surface area of facilities + lighted exteriors: 3,041,743 m².
- \*\* Irrigated green areas: 23,512 m².
- \*\*\* Irrigated green areas + facilities: 47,866 m².
- \*\*\*\* Sectoral indicator for public administration associated with significant environmental aspects

FTE: Full-time equivalent employee: 550



# References · Agenda 2030

## Environmental management

Page 18



## Natural Resources

Page 30



## Water quality improvement

Page 34



## Air quality improvement

Page 38



## Climate Strategy

Page 52




## Prevention of soil contamination

Page 58



## Environmental monitoring of port works

Page 60








## Waste management

Page 62



## Ecology and biodiversity

Page 66



## Environmental noise management and monitoring

Page 68



## Environmental emergency plans

Page 69



## Stakeholders

Page 72



## Environmental compliance, guidelines and references

Page 78



# SUSTAINABLE DEVELOPMENT GOALS



# Statement Validation

---



**ENVIRONMENTAL STATEMENT VALIDATED BY:**

**ENVIRONMENTAL VERIFIER:** LRQA España, SL

**NUMBER:** ES-V-0015

**VERIFIER:** JOSEP PLÀ

# Certificates

<h2>CERTIFICATE OF VERIFICATION</h2>	
<p>THIS IS TO CERTIFY THAT THE DOCUMENTATION OF THE PORT ENVIRONMENTAL REVIEW SYSTEM OF:</p>	
<p><i>Port of Barcelona Spain</i></p>	
<p>HAS BEEN REVIEWED BY LLOYD'S REGISTER TO THE FOLLOWING ENVIRONMENTAL MANAGEMENT STANDARD:</p>	
<p><i>Port Environmental Review System (PERS) version 5</i></p>	
<p>THE SYSTEM IS APPLICABLE TO THE:</p>	
<p><i>Activities, product and services of the port authority</i></p>	
 <p>ON BEHALF OF ESPO</p>	<p>Certificate no: 168 Verification date: 8 October 2019 Expiry date: 7 October 2021</p>
	<p>ON BEHALF OF LLOYD'S REGISTER ROTTERDAM</p> 
<p><small>A PERS certificate is the confirmation that the PERS requirements have been evaluated and met. However because the review is based on third hand information, a PERS certificate is not a value judgement of the port environmental management system and its performance, since these have only been evaluated on the basis of documents supplied by the port.</small></p>	



## CERTIFICAT DE REGISTRE

El Departament de Territori i Sostenibilitat certifica que el centre de l'organització

### AUTORITAT PORTUÀRIA DE BARCELONA

ubicat al Moll de Barcelona, Edifici WTC Est s/n de Barcelona

ha estat registrat amb el número

**ES-CAT-000430**

Per a l'activitat de gestió de domini públic portuari, activitats de transport marítim i obres d'infraestructura i manteniment

D'acord amb la Resolució de 22 d'octubre de 2018 de la directora general de Qualitat Ambiental i Canvi Climàtic el que preveuen els articles 13 i 14 del Reglament 1221/2009, del Parlament Europeu i del Consell, de 25 de novembre de 2009, relatiu a la participació voluntària d'organitzacions en un sistema comunitari de gestió i auditoria ambiental (EMAS). Els requisits del sistema de gestió ambiental EMAS són els mateixos que estableix la norma EN ISO 14001:2015.

El conseller de Territori i Sostenibilitat

Data d'inscripció: 07/10/2014  
Data 1ª renovació: 22/10/2018  
Validesa del certificat: 17/08/2021

Damià Calvet i Valera

Barcelona, 23 d'octubre de 2018



Generalitat de Catalunya  
Departament de Territori  
i Sostenibilitat





Fecha de Emisión Actual: 23 Agosto 2021  
Fecha de Caducidad: 22 Agosto 2024  
Número de Certificado: 10389550

Aprobaciones Originales:  
ISO 14001 - 23 Agosto 2018

## Certificado de Aprobación

Certificamos que el Sistema de Gestión de :

### AUTORITAT PORTUARIA DE BARCELONA

Wold Trade Center Barcelona, Edificio Este, Muelle de Barcelona s/n, 08039 Barcelona, España

ha sido aprobado por Lloyd's Register de acuerdo con las siguientes normas:

**ISO 14001:2015**

Números de Aprobación: ISO 14001 – 00015846

**El alcance de esta aprobación es aplicable a:**

Gestión de dominio público portuario y de las actividades asociadas al transporte marítimo y obras de infraestructura y mantenimiento, en las terminales de: contenedores y polivalentes, de ferries, de automóviles, de líquidos a granel, de café y cacao, sólidos a granel, pasajeros y la Zona de Actividades Logísticas del Puerto de Barcelona.

**Daniel Oliva Marcilio de Souza**

Area Operations Manager - South Europe

Emitido por: Lloyd's Register Quality Assurance España, S.L.U.

en nombre de: LR Quality Assurance Ltd (UK)



Lloyd's Register Group Limited, its affiliates and subsidiaries, including Lloyd's Register Quality Assurance Limited (LRQA), and their respective officers, employees or agents are, individually and collectively, referred to in this clause as 'Lloyd's Register'. Lloyd's Register assumes no responsibility and shall not be liable to any person for any loss, damage or expense caused by reliance on the information or advice in this document or howsoever provided, unless that person has signed a contract with the relevant Lloyd's Register entity for the provision of this information or advice and in that case any responsibility or liability is exclusively on the terms and conditions set out in that contract. Issued by: Lloyd's Register Quality Assurance España, S.L.U., ED/C/ Princesa, 29, 1º 28008 Madrid Spain for and on behalf of: LR Quality Assurance Ltd (UK), 1 Trinity Park, Bickenhill Lane, Birmingham B37 7ES, United Kingdom

Page 1 of 1





**Autoridad Portuaria de Barcelona**  
World Trade Center Barcelona

—  
Edificio Est, Moll de Barcelona, s/n  
08039 Barcelona  
T 93 306 88 00  
[www.portdebarcelona.cat](http://www.portdebarcelona.cat)



**SUSTAINABLE DEVELOPMENT GOALS**